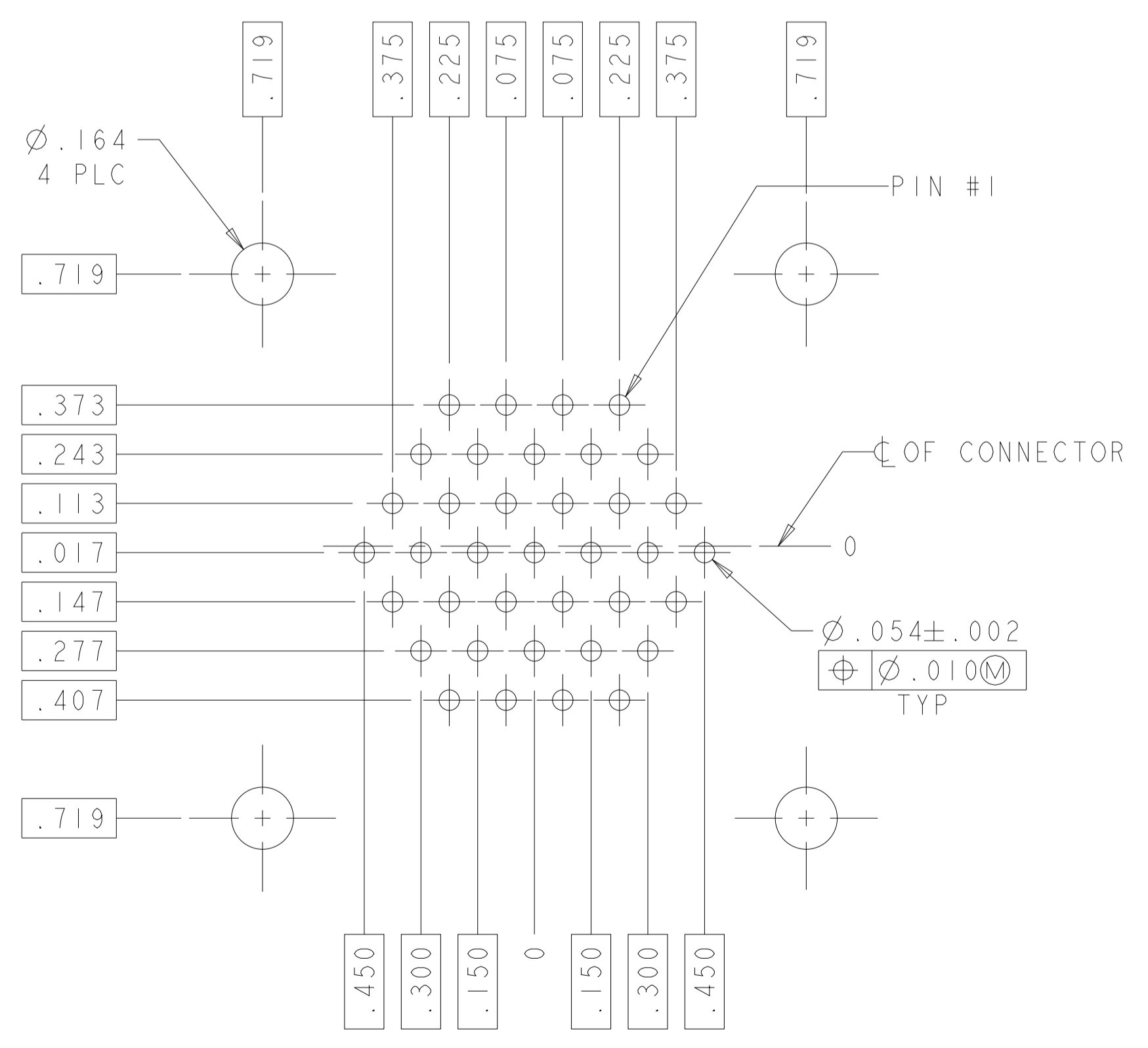
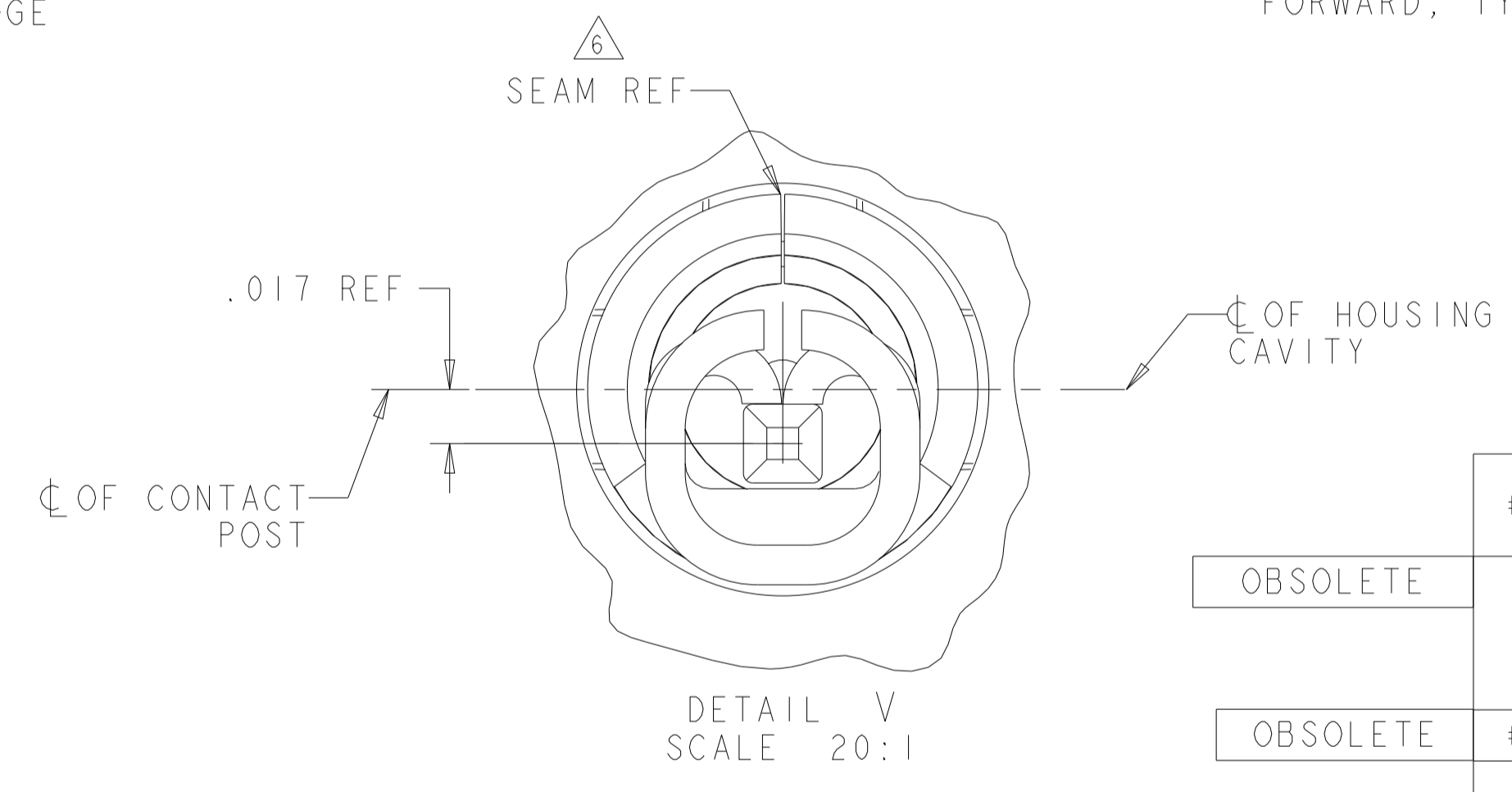
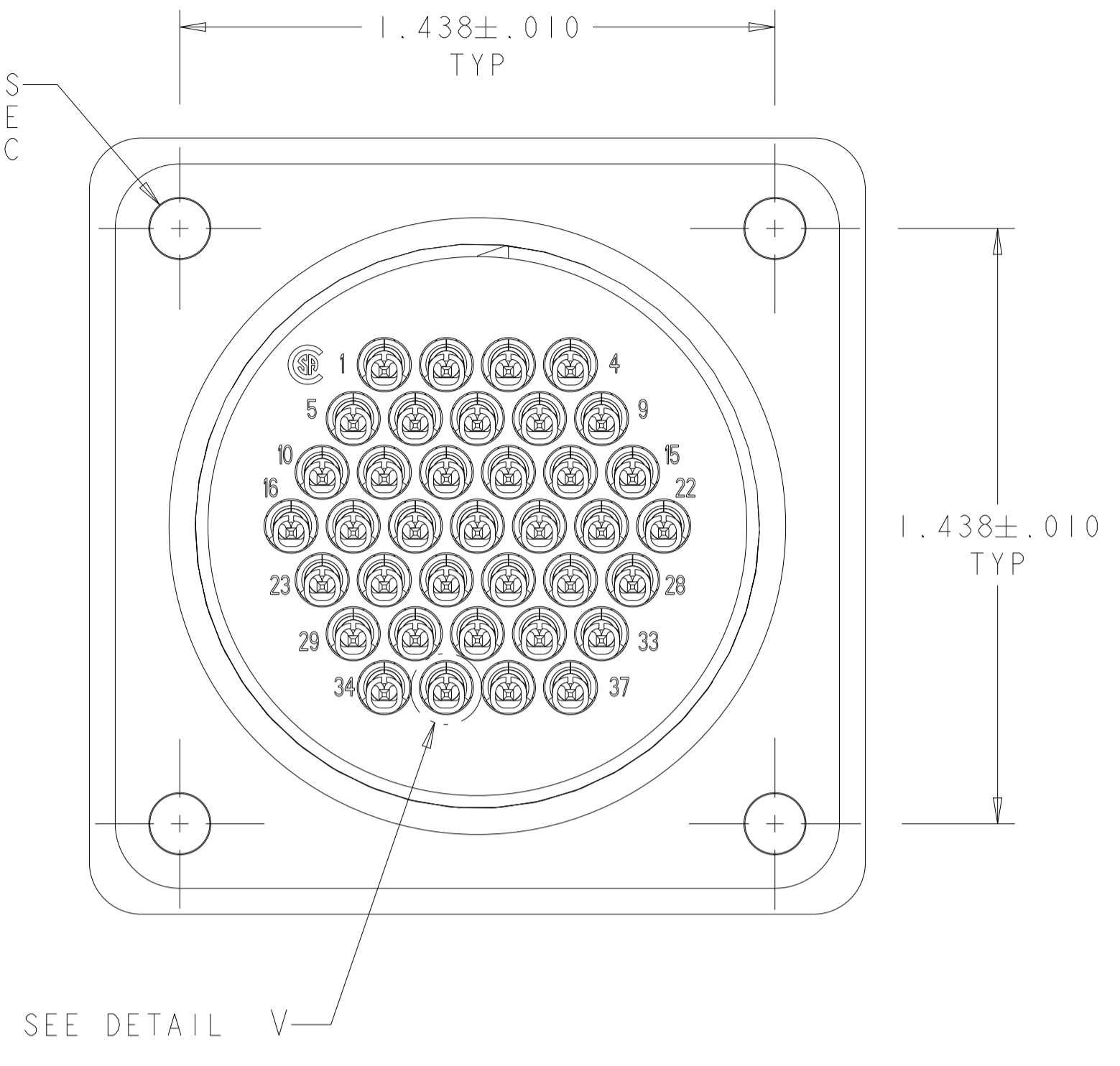
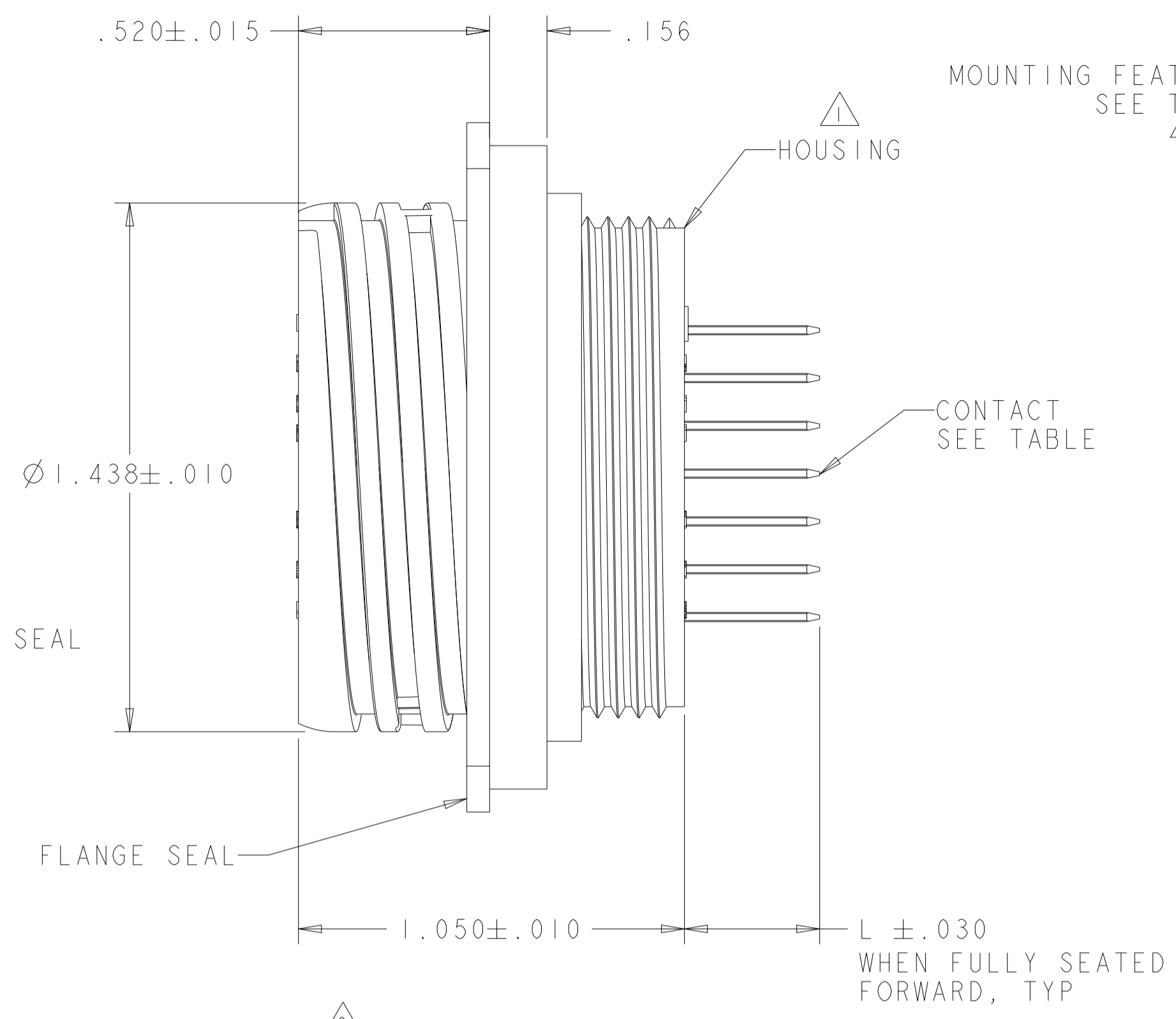
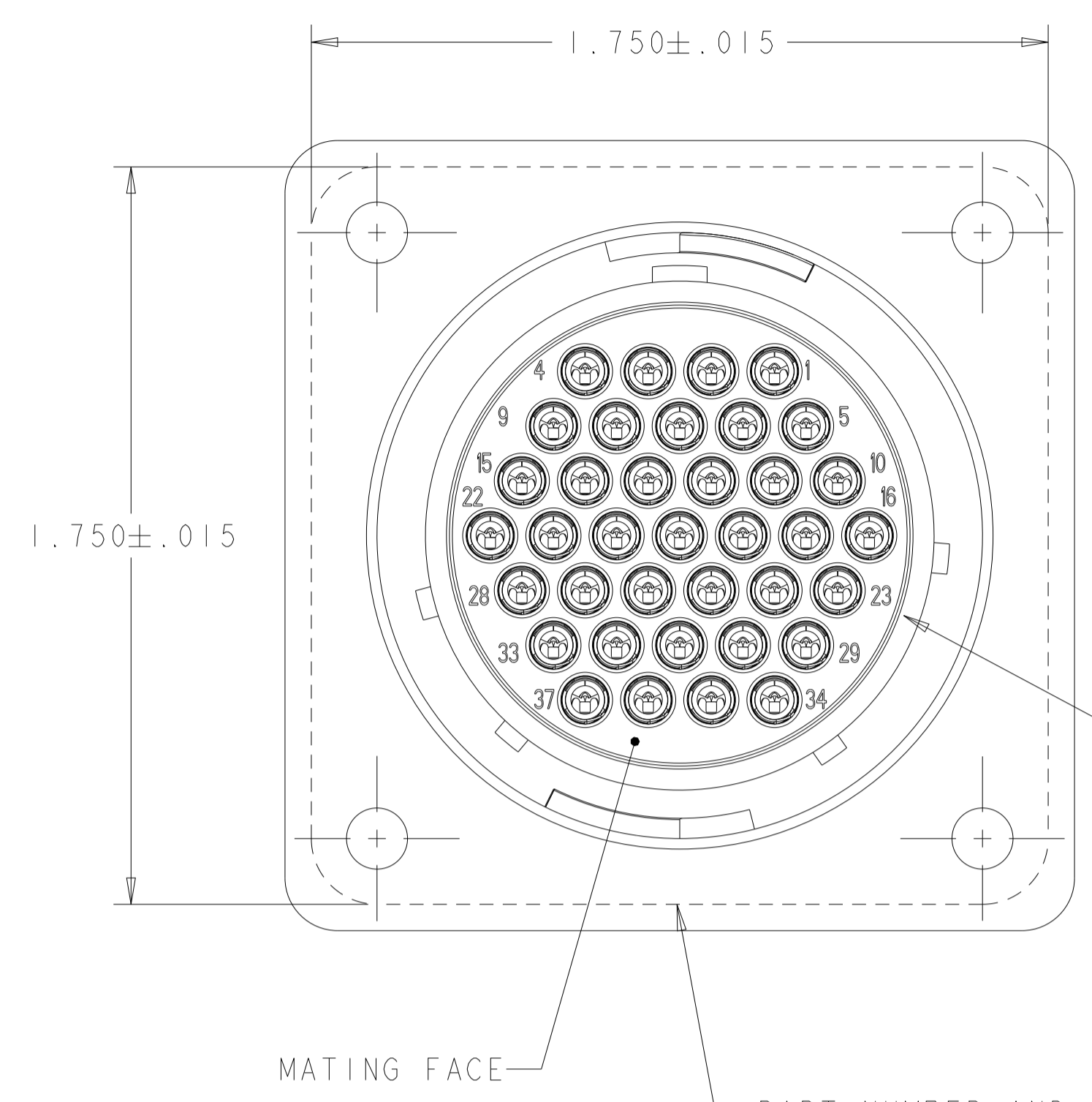


REVISIONS					
P	LTN	DESCRIPTION	DATE	OWN	APVD
	AH2	REVISED PER ECR-22-150475	29AUG2022	RK	MZ



	#4-40 THREADED INSERTS	NO	YES	.557	△	ALL	3-208224-0
		NO	NO	.547	△	ALL	2-208224-9
OBSOLETE	∅.125 HOLES	NO	NO	.490	△	ALL	2-208224-8
		YES	YES	.368	△	1-17, 19-37	2-208224-5
		NO	NO	.557	△	1-9, 11-31, 33-37	2-208224-4
OBSOLETE	#4-40 THREADED INSERTS	NO	YES	.557	△	ALL	2-208224-3
		NO	NO	.368	△	ALL	2-208224-2
		NO	NO	.557	△	ALL	2-208224-1
		NO	YES	.368	△	1-10, 12-29, 31-37	1-208224-8
		NO	YES	.368	△	4, 8, 10, 23, 31, 34-36	+208224-7
OBSOLETE		NO	YES	.368	△	1-10, 12-29, 31-37	+208224-6
		NO	YES	.368	△	1-22, 24-37	1-208224-5
		NO	NO	.368	△	ALL	+208224-3
OBSOLETE	∅.125 HOLES	NO	YES	.368	△	1-10, 12-29, 31-37	+208224-2
		NO	YES	.368	△	1-22, 24-37	+208224-1
OBSOLETE		NO	YES	.368	△	1-10, 12-29, 31-37	1-208224-0
OBSOLETE		NO	NO	.368	△	ALL	208224-9
OBSOLETE		NO	YES	.368	△	1-22, 24-37	208224-5
		NO	YES	.368	△	4, 8, 10, 23, 31, 34-36	208224-4
		NO	YES	.368	△	1-10, 12-29, 31-37	208224-3
OBSOLETE		NO	NO	.368	△	ALL	208224-2
OBSOLETE		NO	NO	.557	△	ALL	208224-1
	MOUNTING FEATURES	FLANGE SEAL	PERIPHERAL SEAL	L	CONTACT FINISH	SELECT LOADED IN POSITIONS	PART NUMBER

RECOMMENDED PC BOARD LAYOUT

THIS DRAWING IS A CONTROLLED DOCUMENT. OWN: S. WELDON 26FEB2003
 CHK: S. HEADER 26FEB2003
 DIMENSIONS: INCHES TOLERANCES UNLESS OTHERWISE SPECIFIED:
 0 PLC ±.000
 1 PLC ±.000
 2 PLC ±.000
 3 PLC ±.000
 4 PLC ±.000
 ANGLES ±.0000
 FINISH ±.0000

APVD: S. HEADER 26FEB2003
 NAME: RECEPTACLE ASSEMBLY, POSTED, REVERSE SEX, SERIES 1, 23-37, CPC
 SIZE: A1 00779 C=208224
 SCALE: 3:1 SHEET 1 OF 2 REV: AH2

TE Connectivity
 CUSTOMER DRAWING

REVISIONS				
P	LTN	DESCRIPTION	DATE	APVD
-	-	SEE SHEET 1	-	-

- △ HOUSING: THERMOPLASTIC, COLOR: BLACK.
- △ PERIPHERAL SEAL: ELASTOMER, COLOR: BLACK.
- △ CONTACT:
 BODY - BRASS, .000030 MIN GOLD FOR A LENGTH OF .200 MIN FROM MATING END, GOLD FLASH ON REMAINDER, BOTH OVER .000050 MIN NICKEL.
 POST - BRASS, .000100 MIN TIN-LEAD OVER .000050 MIN NICKEL.
- △ CONTACT:
 BODY - BRASS, .000100 MIN TIN-LEAD OVER .000050 MIN NICKEL.
 POST - BRASS, .000100 MIN TIN-LEAD OVER .000050 MIN NICKEL.
- △ CONTACT:
 BODY - BRASS, .000100 MIN TIN OVER .000050 MIN NICKEL.
 POST - BRASS, .000100 MIN TIN OVER .000050 MIN NICKEL.
- △ .009 MAXIMUM CONTACT LEAD-IN SEAM GAP PERMISSIBLE ON MATING FACE END.
- △ CONTACT:
 BODY - BRASS, .000030 MIN GOLD FOR A LENGTH OF .200 MIN FROM MATING END, GOLD FLASH ON REMAINDER, BOTH OVER .000050 MIN NICKEL.
 POST - BRASS, .000100 MIN TIN.
- △ FLANGE SEAL: ELASTOMER, COLOR: BLACK.

THIS DRAWING IS A CONTROLLED DOCUMENT.		OWN S. WELDON 26FEB2003	
		CHK S. HEADER 26FEB2003	
DIMENSIONS:	TOLERANCES UNLESS OTHERWISE SPECIFIED:	APVD S. HEADER 26FEB2003	NAME RECEPTACLE ASSEMBLY, POSTED, REVERSE SEX, SERIES 1, 23-37, CPC
INCHES	0 PLC ±.0000 1 PLC ±.0000 2 PLC ±.0000 3 PLC ±.0000 4 PLC ±.0000 ANGLES ±.0000 FINISH ±.	PRODUCT SPEC	RESTRICTED TO
MATERIAL		APPLICATION SPEC	SIZE A 00779 C=208224
		WEIGHT	SCALE 3:1 SHEET 2 OF 2 REV AH2
		CUSTOMER DRAWING	