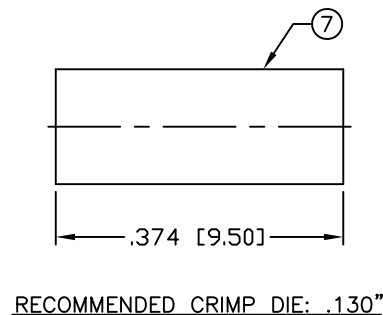
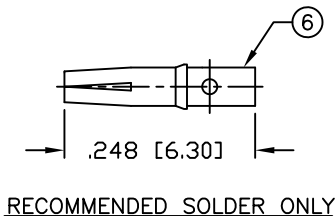
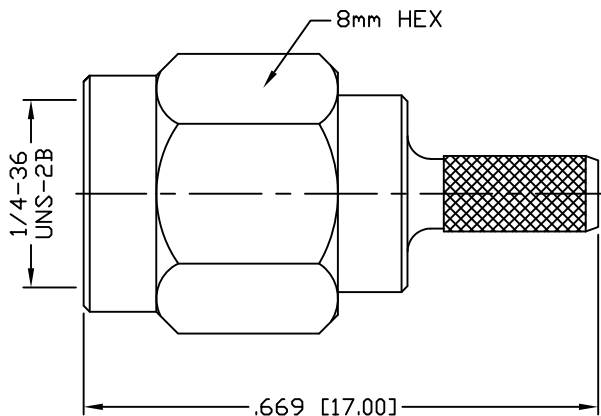


THIS DRAWING CONTAINS INFORMATION PROPRIETARY TO RF INDUSTRIES.  
 ANY UNAUTHORIZED USE OF THIS DRAWING IS EXPRESSLY PROHIBITED  
 WITHOUT WRITTEN PERMISSION FROM RF INDUSTRIES.  
 ANY VIOLATION IS PUNISHABLE UNDER U.S. COPYRIGHT LAWS.

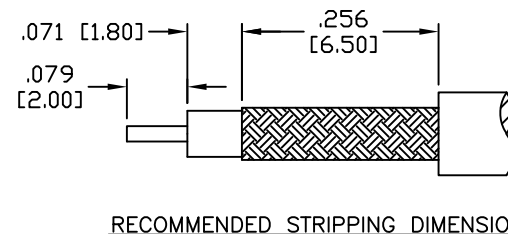
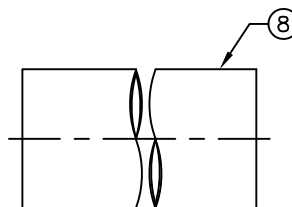
ALL DIMENSIONS ARE REFERENCE ONLY

|          |                     |             |        |          |
|----------|---------------------|-------------|--------|----------|
| PART NO. |                     | RP-3000-1B1 |        |          |
| REV      | DESCRIPTION         | DWN         | DATE   | APPROVED |
| -        | ENGINEERING RELEASE | GGG         | 4/1/02 | JDMc     |
|          |                     |             |        |          |
|          |                     |             |        |          |



SPECIFICATIONS:

IMPEDANCE: 50 Ohms  
 FREQUENCY RANGE: 0-12.4 GHz  
 INSERTION LOSS(dB):  $0.06 \times \sqrt{f(\text{GHz})}$   
 VSWR: 1.3 MAX.  
 WORKING VOLTAGE: 375 V rms Max. @ Sea Level  
 INSULATION RESISTANCE: 5k M Ohms min.  
 TEMPERATURE RANGE: -65°C TO 85°C  
 FOR RG-316/U DOUBLE SHIELD CABLE



|    |                |     |             |            |             |      |
|----|----------------|-----|-------------|------------|-------------|------|
| 1  | SHELL          | 1   | BRASS       | GOLD, 3μ"  | 008974      |      |
| 2  | BODY           | 1   | BRASS       | GOLD, 3μ"  |             |      |
| 3  | INSULATOR      | 1   | PTFE        | ----       |             |      |
| 4  | RETAINING RING | 1   | Be-Cu       | ----       |             |      |
| 5  | GASKET         | 1   | SILICONE    | ----       |             |      |
| 6  | CONTACT        | 1   | Be-Cu       | GOLD, 50μ" |             |      |
| 7  | FERRULE        | 1   | COPPER      | GOLD, 3μ"  |             |      |
| 8  | TUBING         | 1   | HEAT SHRINK | ----       |             |      |
| 9  |                |     |             |            |             |      |
| 10 |                |     |             |            | DRAWN       |      |
| 11 |                |     |             |            | G. GALLEGOS |      |
| 12 |                |     |             |            | CHECKED     |      |
| 13 |                |     |             |            |             |      |
| 14 |                |     |             |            | ORJ DRAWN   |      |
| #  | DESCRIPTION    | QTY | MATERIAL    | FINISH     | APPROVALS   | DATE |

UNLESS OTHERWISE SPECIFIED:

DIMENSIONS ARE IN INCHES AND [MILLIMETERS]  
 UNLESS OTHERWISE NOTED TOLERANCES ARE:  
 DECIMALS      DIAMETER

**RFconnectors**  
 DIVISION OF RF INDUSTRIES, LTD.

7610 MIRAMAR RD  
 SAN DIEGO, CA 92126  
 (858) 549-6340  
 (858) 549-6345 FAX

SMA PLUG, CRIMP  
 REVERSE POLARITY

|            |             |                  |              |
|------------|-------------|------------------|--------------|
| SIZE       | CABLE GROUP | DWG NO.          | REV          |
| A          | B1          | RP-3000-1B1      | -            |
| SCALE: NTS |             | CAD FILE OUTLINE | SHEET 1 OF 1 |