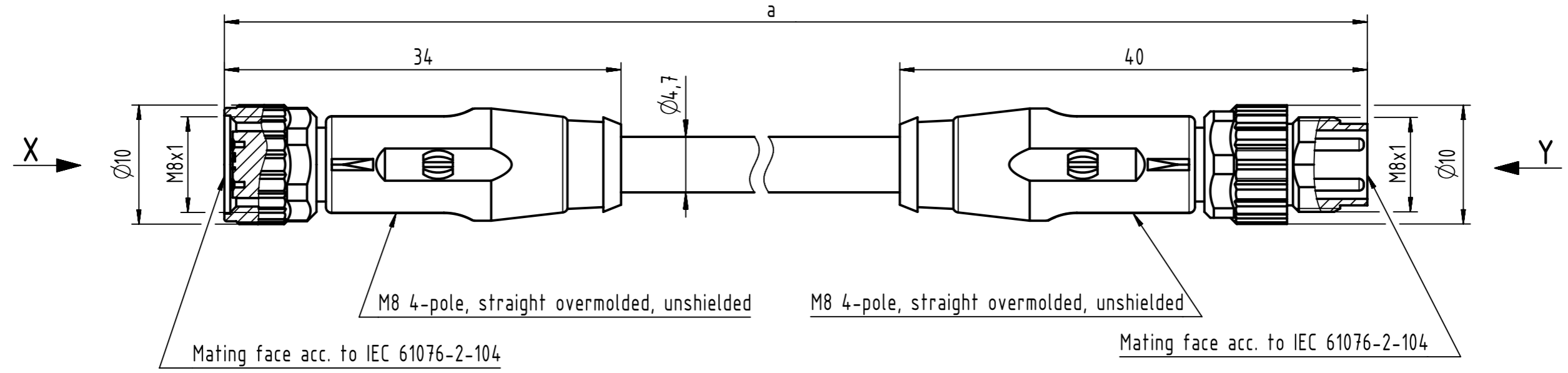
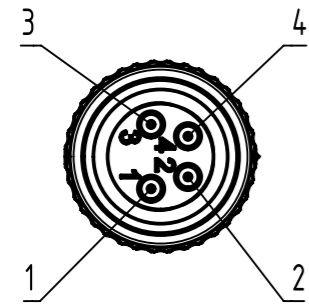


Connector Location A

Connector Location B



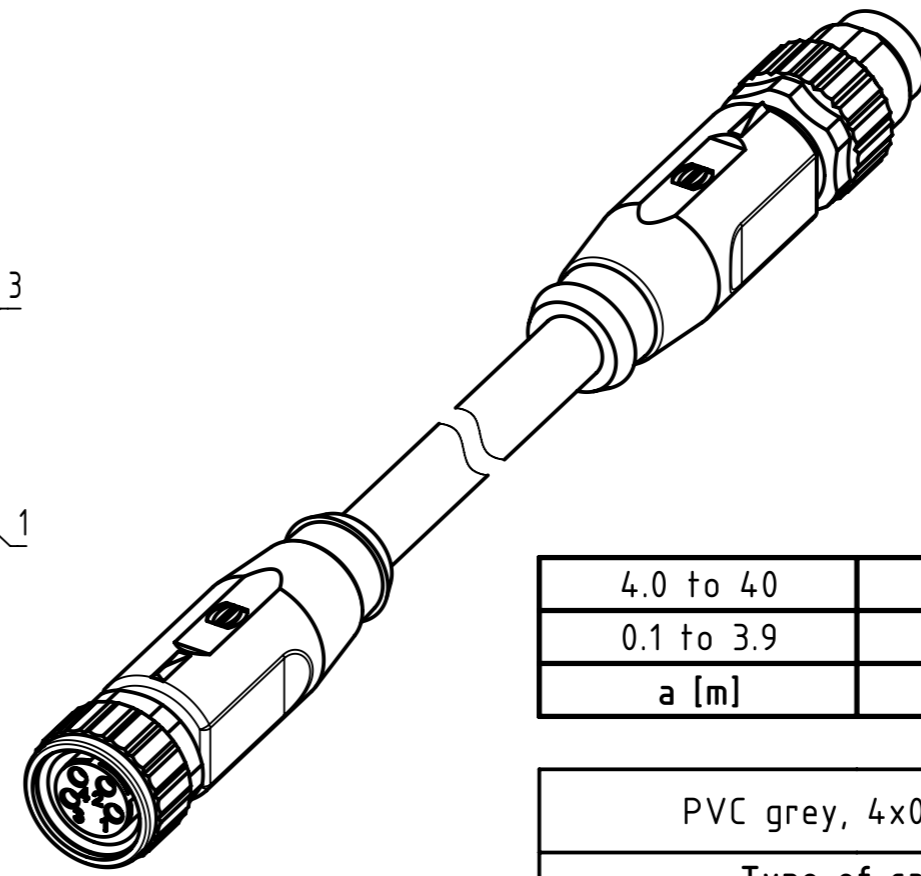
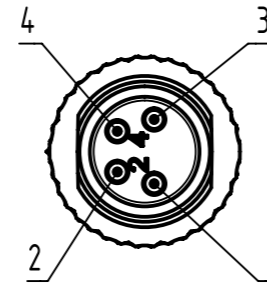
X female



Loading-Plan:

- 1 brown
- 2 white
- 3 blue
- 4 black

Y male



- Protection level: IP67
- Temperature range: -25°C ... +80°C

length in "1m" step	40	XXX=400
	39	XXX=390
	.	.
	12	XXX=120
	11	XXX=110
length in "0.1m" step	10	XXX=100
	9.9	XXX=099
	9.8	XXX=098
	.	.
	0.4	XXX=004
	0.3	XXX=003
	0.2	XXX=002
0.1	XXX=001	
Step	a [m]	XXX

4.0 to 40	±1%
0.1 to 3.9	+0.04
a [m]	Tolerance

PVC grey, 4x0.25mm ²	21348081481XXX
Type of cable	Part no.

	All rights reserved	Created by COSTEA	Inspected by MUNTEANV	Standardisation MUNTEANV	Date 2018-12-18	State Final Release
	Department HCS - RO	Title M8 Cable Assembly 4-poles st/st f/m		Doc-Key / ECM-Nr. 100578268/UGD/009/B 500000145065		Rev. B
HARTING Customised Solutions		Type TB	Number 21348081481XXX		Page 1/1	
D-32339 Espelkamp						