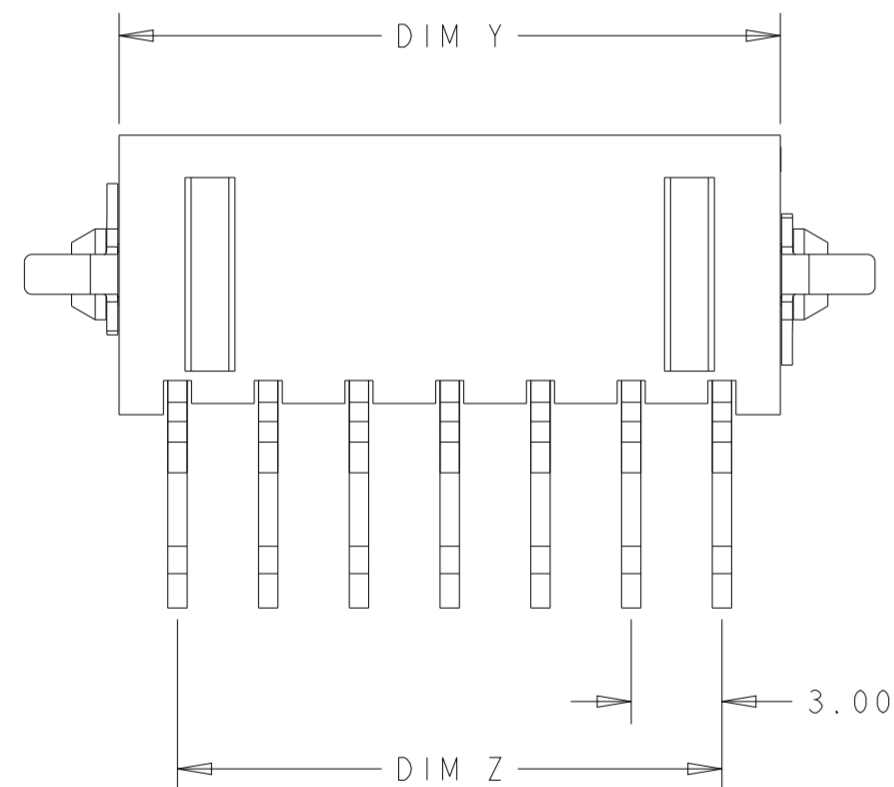
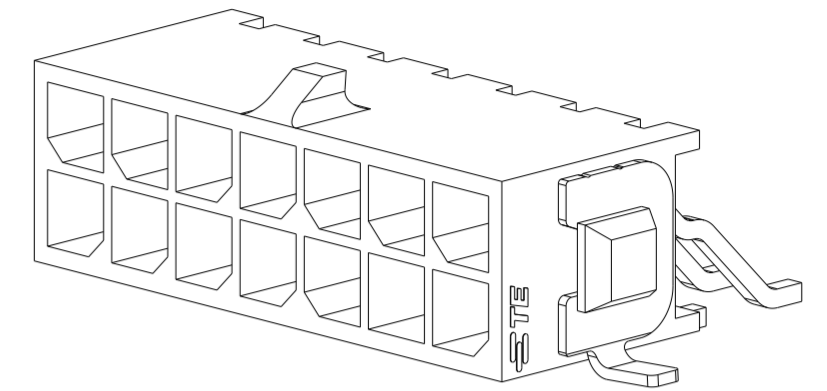
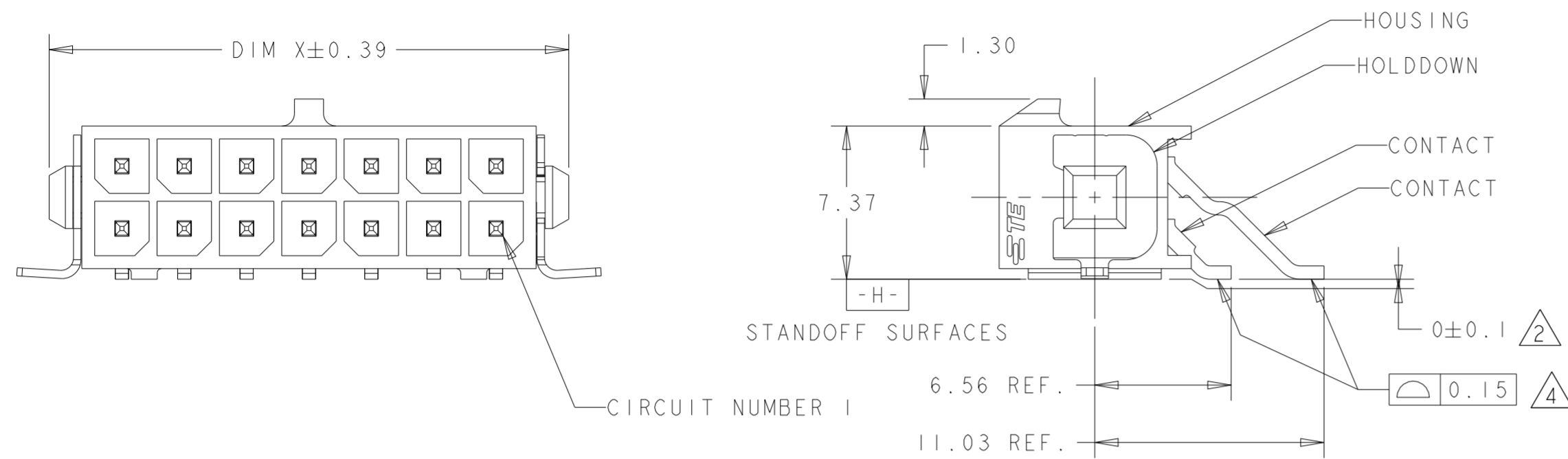


THIS DRAWING IS UNPUBLISHED. RELEASED FOR PUBLICATION 20
 © COPYRIGHT 20 BY - ALL RIGHTS RESERVED.

REVISIONS					
P	LTR	DESCRIPTION	DATE	DWN	APVD
H5		REVISED PER ECN-21-100661	25MAR2021	WLS	VS
H6		REVISED PER ECN-22-160768	23JUN2022	WLS	VS
H7		REVISED PER ECN-22-163403	08JUL2022	WLS	VS



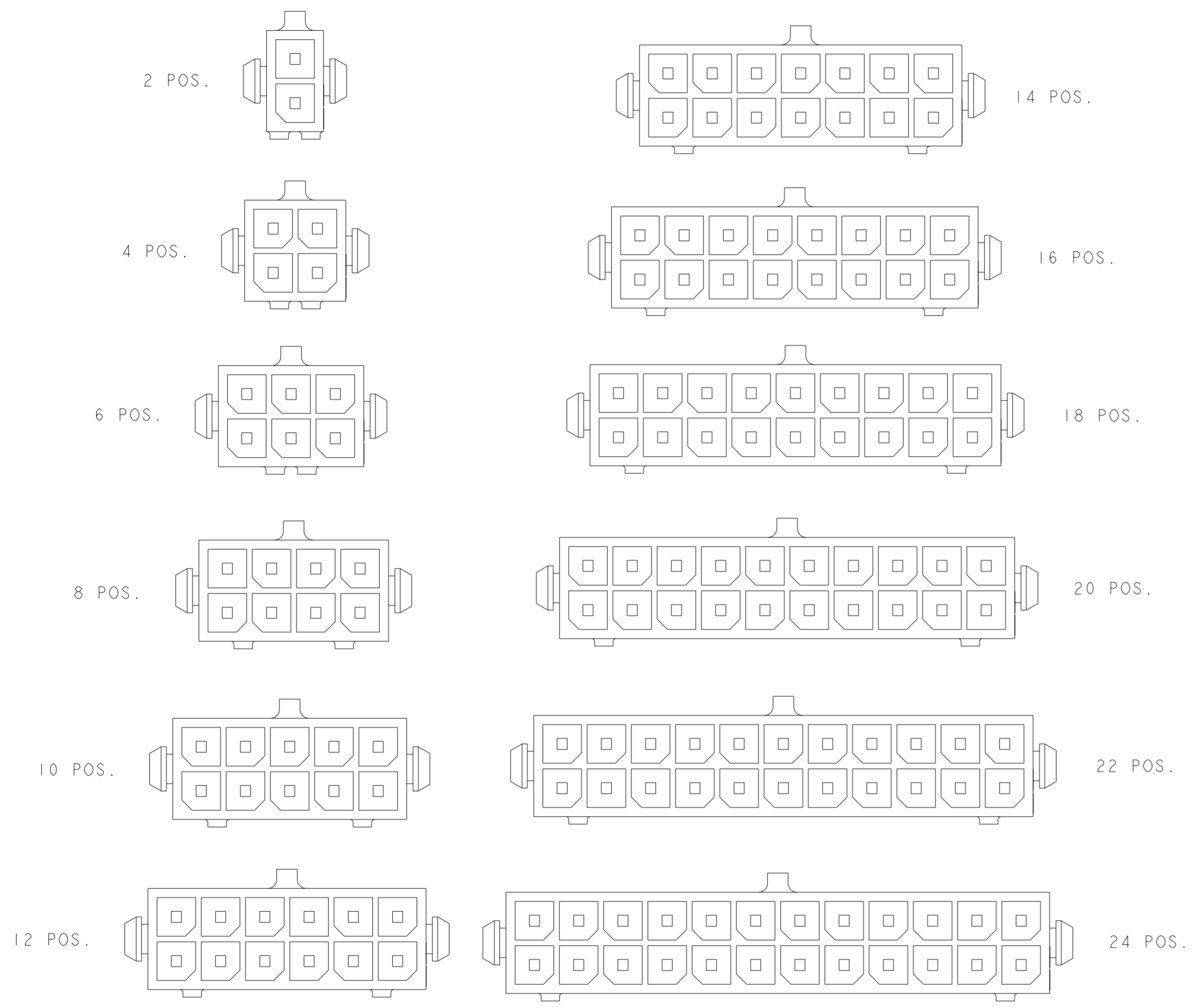
- 1 MATERIAL;
HOUSING - UL 94V-0 RATED HIGH TEMP NYLON, COLOR BLACK.
CONTACTS - BRASS.
HOLDDOWNS - PHOSPHOR BRONZE.
- 2 DIMENSION APPLIES TO SOLDERTAIL SURFACES AND STANDOFF SURFACES.
- 3 RECOMMENDED PC BOARD THICKNESS OF 1.57.
- 4 ALL SOLDERTAILS AND HOLDDOWNS.
- 5 PLATING;
CONTACTS - 0.76µm MINIMUM GOLD ON MATING AREA.
2.54µm MINIMUM MATTE TIN ON SOLDER TAIL.
ALL OVER 1.27µm MINIMUM NICKEL.
HOLDDOWNS - 2.54µm MINIMUM MATTE TIN OVER 1.27µm MINIMUM NICKEL.
- 6 SPECIAL PACKAGING : 1 PLASTIC BAG PER REEL, ALL REELS INTO THE BOX.
- 7 REVERSED TAPE, SEE SPECIFICATION 114-13000.
- 8 COUNTERPART RECOMMENDED IS PN 794617 (DASH ACCORDING TO NUMBER OF POSITION).
- 9 FOR REELING DIRECTION AND PACKAGING TYPE, SEE SPECIFICATION 114-13000.

18.86	22.27	15.00	22.00	12	7-794629-2	6
12.86	16.27	9.00	16.00	8	6-794629-8	7
6.86	10.27	3.00	10.00	4	6-794629-4	7
36.86	40.27	33.00	40.00	24	5-794629-4	
33.86	37.27	30.00	37.00	22	5-794629-2	
30.86	34.27	27.00	34.00	20	5-794629-0	
27.86	31.27	24.00	31.00	18	4-794629-8	
24.86	28.27	21.00	28.00	16	4-794629-6	
21.86	25.27	18.00	25.00	14	4-794629-4	
18.86	22.27	15.00	22.00	12	4-794629-2	
15.86	19.27	12.00	19.00	10	4-794629-0	
12.86	16.27	9.00	16.00	8	3-794629-8	
9.86	13.27	6.00	13.00	6	3-794629-6	
6.86	10.27	3.00	10.00	4	3-794629-4	
3.86	7.27	-	7.00	2	3-794629-2	
DIM Y	DIM W	DIM Z	DIM X	NO. OF POSN.	PART NUMBER	

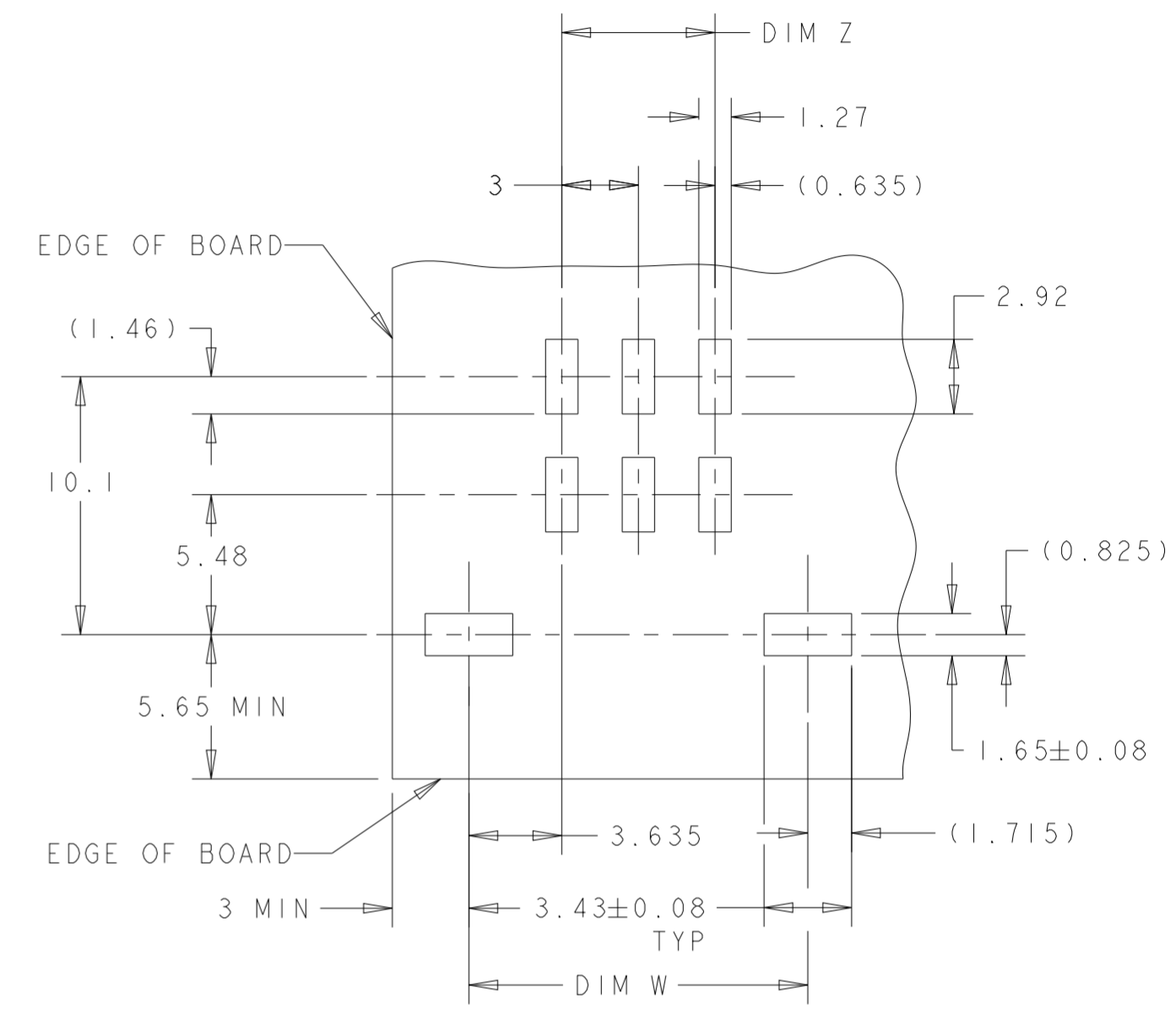
THIS DRAWING IS A CONTROLLED DOCUMENT.		DWN K. WHITAKER 19MAR2003	TE Connectivity			
DIMENSIONS: mm		CHK C. JONES 19MAR2003				
TOLERANCES UNLESS OTHERWISE SPECIFIED:		APVD C. JONES 19MAR2003	NAME SURFACE MOUNT, RIGHT ANGLE, SURFACE MOUNT HOLDDOWN, ASSEMBLY, 30 GOLD HEADER, DUAL ROW, MICRO MATE-N-LOK™			
0 PLC ± 1 PLC ± 2 PLC ±0.20 3 PLC ± 4 PLC ± ANGLES ±1° FINISH		PRODUCT SPEC 108-1836	SIZE A2	CAGE CODE 0779	DRAWING NO. C-794629	RESTRICTED TO -
MATERIAL 1		APPLICATION SPEC 114-13000	WEIGHT -	SCALE 4:1	SHEET 1 OF 2	REV H7
CUSTOMER DRAWING						

THIS DRAWING IS UNPUBLISHED. RELEASED FOR PUBLICATION 20
 © COPYRIGHT 20 BY - ALL RIGHTS RESERVED.

REVISIONS				
P	LTR	DESCRIPTION	DATE	APVD
-	-	SEE SHEET 1	-	-



KEYING BY POSITION SIZE



RECOMMENDED PCB LAYOUT (COMPONENT SIDE)

THIS DRAWING IS A CONTROLLED DOCUMENT.		DWN K. WHITAKER 19MAR2003	TE Connectivity	
DIMENSIONS: mm		CHK C. JONES 19MAR2003		
TOLERANCES UNLESS OTHERWISE SPECIFIED:		APVD C. JONES 19MAR2003	NAME SURFACE MOUNT, RIGHT ANGLE, SURFACE MOUNT HOLDDOWN, ASSEMBLY, 30 GOLD HEADER, DUAL ROW, MICRO MATE-N-LOK	
0 PLC ± 1 PLC ± 2 PLC ±0.20 3 PLC ± 4 PLC ±		PRODUCT SPEC 108-1836	SIZE A2	CAGE CODE 0779
ANGLES ±° FINISH		APPLICATION SPEC 114-13000	DRAWING NO G-794629	RESTRICTED TO -
MATERIAL -		WEIGHT -	CUSTOMER DRAWING	
		SCALE 4:1	SHEET 2 OF 2	REV H7