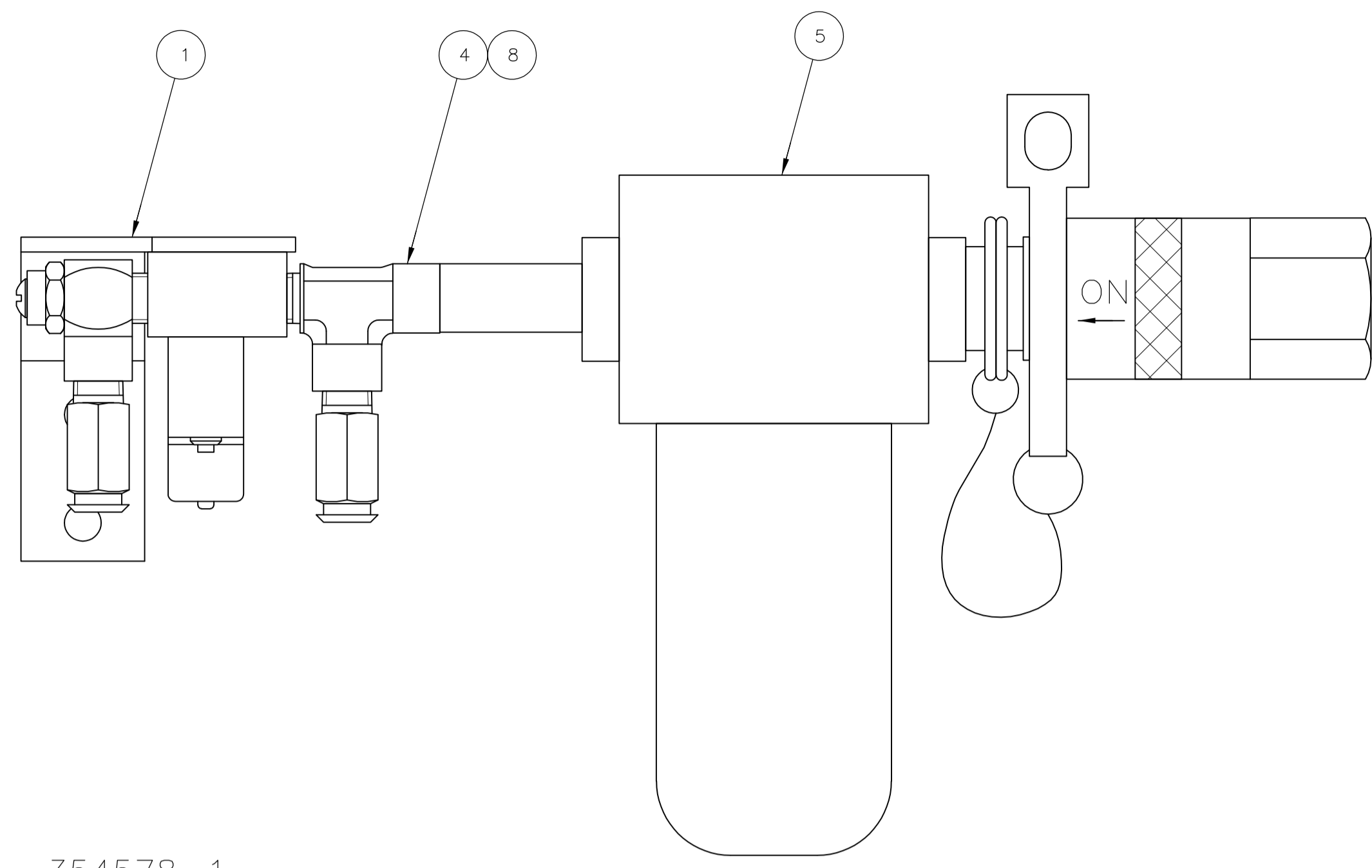
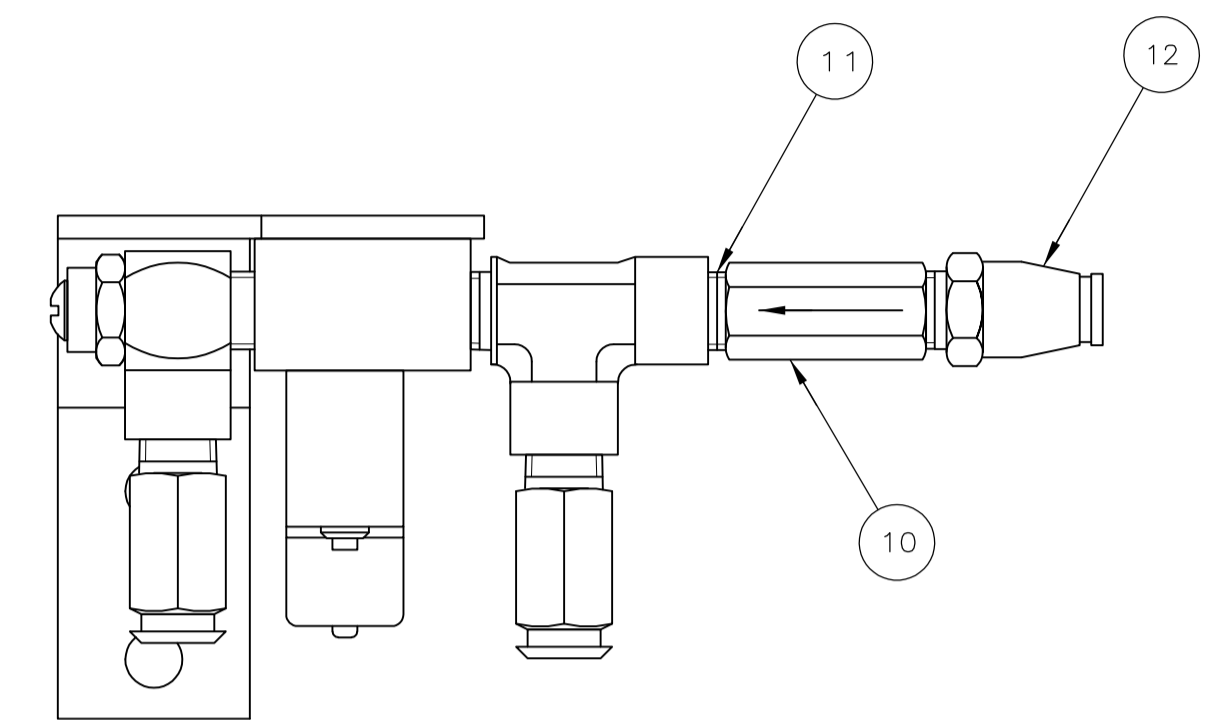


PART NUMBER	REV	FIRST USED
354578-1	F	354500-1
354578-2	G	-

THIS DRAWING IS A CONTROLLED DOCUMENT.

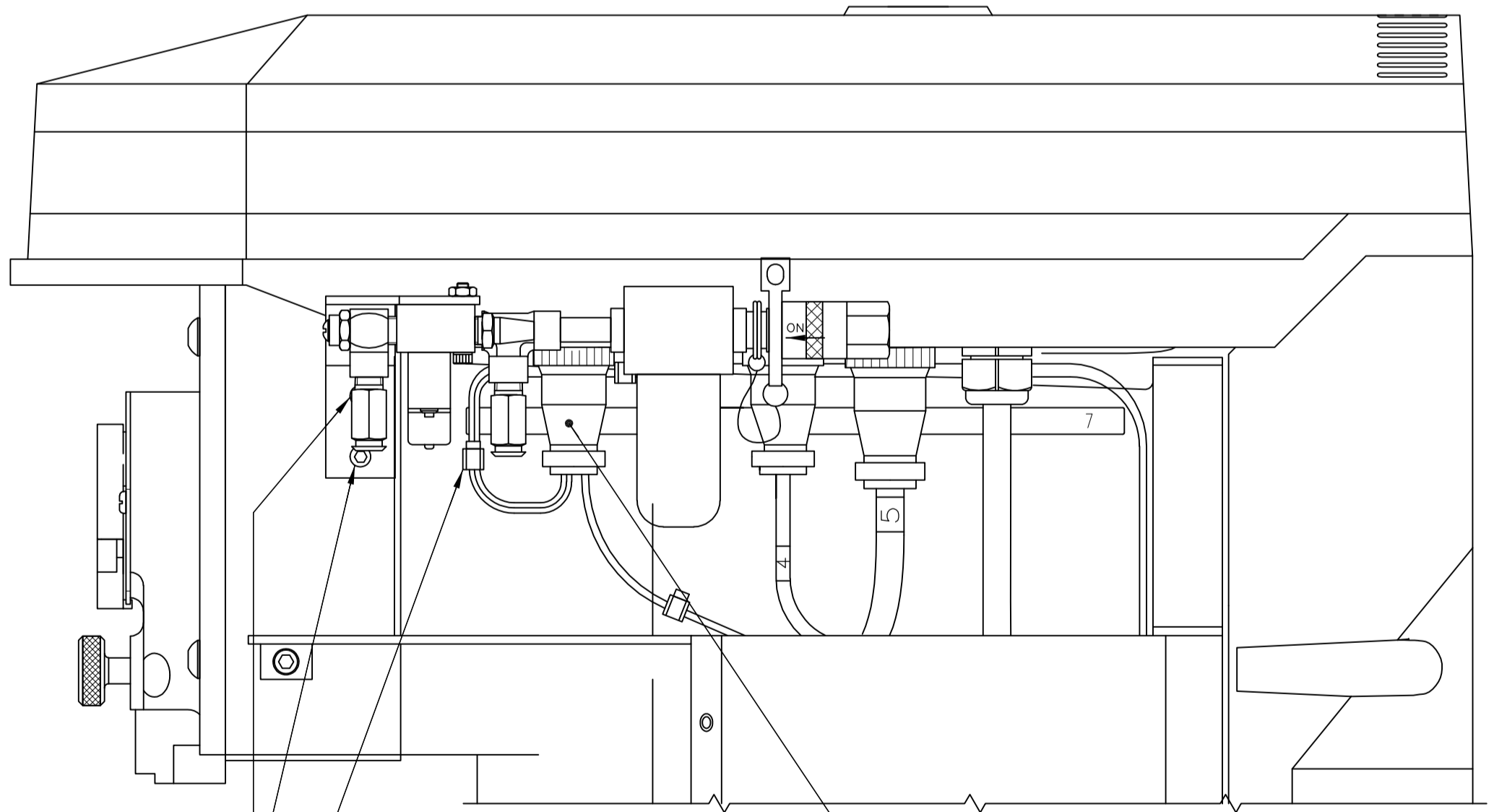


354578-1



354578-2

1. RECOMMENDED SPARE PARTS - NONE.
2. APPLY ITEM 6 TO ALL FITTINGS AS REQUIRED.
3. NOT SHOWN. SHIPPED LOOSE.
4. REMOVE BURRS, BREAK SHARP EDGES R.015 MAX UNLESS OTHERWISE SPECIFIED.

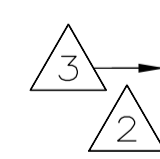


SCREWS TO MOUNT VALVE BRACKET
VALVE CONNECTION
CPC CONNECTOR

INSTALLATION INSTRUCTIONS:

1. LOCATE THE 2 POSITION CONNECTOR THAT COMES OUT OF THE INDICATED CPC CONNECTOR LOCATED NEAR THE FRONT OF PRESS.
2. ATTACH THE CONNECTOR TO THE VALVE.
3. ATTACH THE VALVE BRACKET TO THE PRESS USING 2 SCREWS.

QTY	REQD	PER ASSY	U/M	PART NO	DESCRIPTION	ITEM NO
1	-	-		980282-3	CONN,TUBE,MALE	12
1	-	-		22311-1	1/8 NPT NIPPLE	11
1	-	-		18273-1	VALVE,CHECK	10
1	1	-		354578	PRINT,AIR FEED ASSY	9
1	1	-		354579-1	VALVE ASSEMBLY	8
2	2	-		986941-4	SCR,LOCKING,SOCKET,M6 x 12mm	7
AR	AR	-		1-23419-1	SEALANT, LOCTITE	6
-	1	-		354589-1	FILTER ASSEMBLY	5
-	-	-		-	-	4
-	-	-		-	-	3
-	-	-		-	-	2
1	1	-		354585-1	BRACKET, VALVE	1
-2	-1	U/M		PART NO	DESCRIPTION	ITEM NO



DIMENSIONS: INCHES		TOLERANCES UNLESS OTHERWISE SPECIFIED:		DWN: M.YOUNGER		MATERIAL: -		HEAT TREAT: -	
0 PLC	± .-	1 PLC	± .-	CHK: -		APVD: S.LAWRUK		28MAY99	
2 PLC	± .-	3 PLC	± .-	NAME: S.LAWRUK		AIR FEED ASSEMBLY		TE Connectivity	
4 PLC	± .-	SURFACE TEXTURE: √		SCALE: -		SIZE: A1		DRAWING NO: 354578	
G1 ECR-11-009734		5-2011 MY RK		P LTR		REVISION RECORD		DATE: 5-2011	
3308-8 (3/11)		8		7		6		5	
4		3		2		1		REV: G1	

CUSTOMER ACCESSIBLE PRODUCTION DRAWING

THIS INFORMATION IS CONFIDENTIAL AND PROPRIETARY TO TCI AND ITS AFFILIATES. IT IS NOT TO BE DISCLOSED OR REPRODUCED IN ANY MANNER WITHOUT THE WRITTEN AUTHORIZATION FROM TCI. © 2011 TCI

LOC: A
DIST: 33