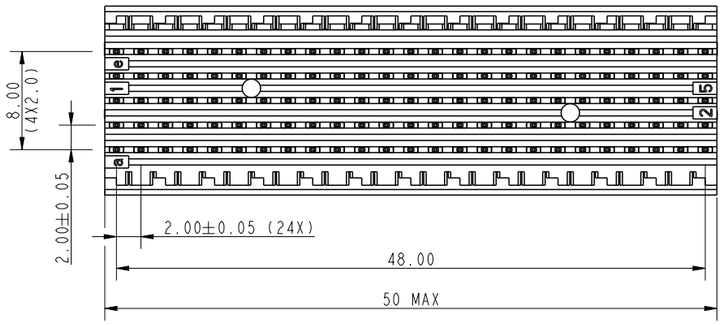

PERFORMANCE CHARACTERISTICS :

CURRENT RATING : 1.5A AT 20°C (FULLY LOADED)
1A AT 70°C (FULLY LOADED
RATED VOLTAGE : 500V AC (CONT / CONT)
OPERATING TEMPERATURE : -55°C TO 125°C
CONTACT RESISTANCE : 25mΩ MAX.
INSERTION FORCE : 0.75 N MAX / CONT
EXTRACTION FORCE : 0.15 N MIN / CONT
INSULATION RESISTANCE : 10^4 MΩ MIN.

NOTES :

1. UL APPROVED WITH USR AND CNR.
2. MEASURED AT THE BOTTOM.
3. MATERIAL CONTACT : PHOSPHORBRONZE.
   HOUSING : LCP 30% GLASS-FILLED.
4. CONNECTOR PRINTED WITH P/N AND DATE CODES.
5. FOR ACTUAL CONTACT LOADINGS, SEE LOADING PATTERN MATING SIDE.)
6. 4 = LEVEL 1 (5.30)
   5 = LEVEL 2 (6.80)
   6 = LEVEL 3 (8.30)
7. 'HM2J08PE5110--'
   LEAD FREE INDICATOR : LF = LEAD FREE
   PERFORMANCE LEVEL INDICATOR (Ref DWG No BS,C ,201844,003)
8. FOR RECOMMENDED PTH DIMENSIONS REFER DRAWING : BS,A ,201572,001
9. THIS PRODUCT (LF) MEETS EUROPEAN UNION DIRECTIVES AND OTHER COUNTRY REGULATIONS AS DESCRIBED IN GS-47-0004

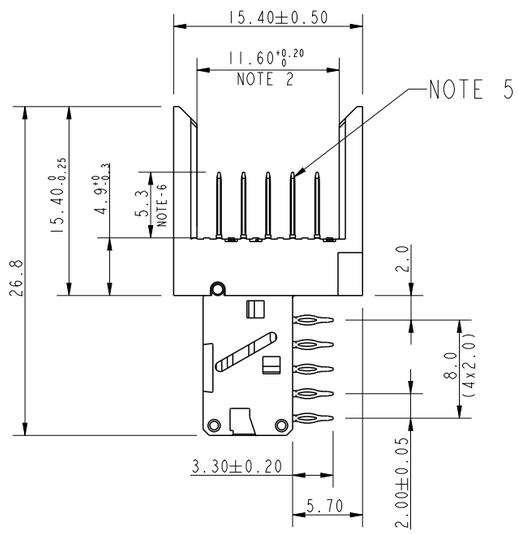

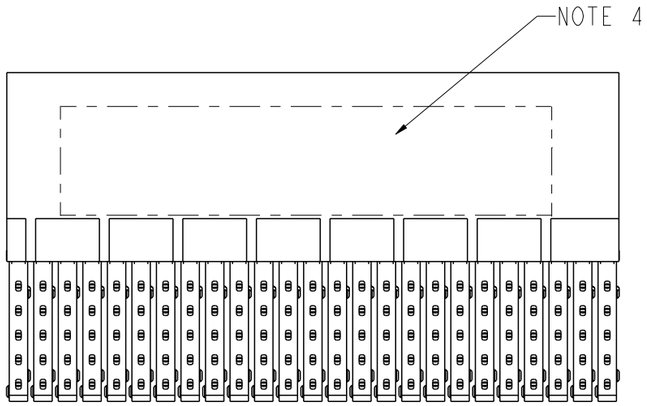

LOADING PATTERN : MATING SIDE

F	X	X	X	X	X	X	X	X	X	X	X	X	X	X	X	X	X	X	X	X	X	X	X	X	X
E	4	4	4	4	4	4	4	4	4	4	4	4	4	4	4	4	4	4	4	4	4	4	4	4	4
D	4	4	4	4	4	4	4	4	4	4	4	4	4	4	4	4	4	4	4	4	4	4	4	4	4
C	4	4	4	4	4	4	4	4	4	4	4	4	4	4	4	4	4	4	4	4	4	4	4	4	4
B	4	4	4	4	4	4	4	4	4	4	4	4	4	4	4	4	4	4	4	4	4	4	4	4	4
A	4	4	4	4	4	4	4	4	4	4	4	4	4	4	4	4	4	4	4	4	4	4	4	4	4
Z	X	X	X	X	X	X	X	X	X	X	X	X	X	X	X	X	X	X	X	X	X	X	X	X	X
	1	2	3	4	5	6	7	8	9	10	11	12	13	14	15	16	17	18	19	20	21	22	23	24	25

PCB HOLE LAY-OUT

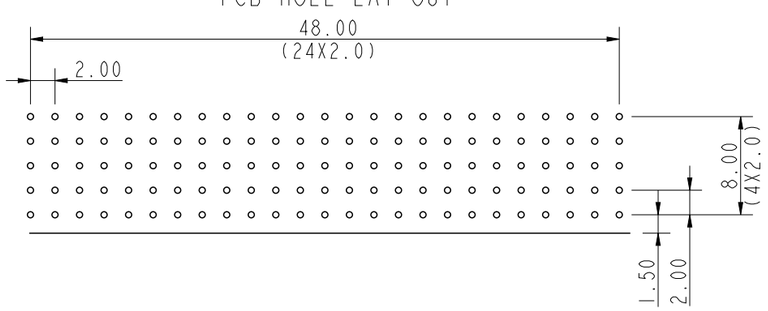

spec ref	-			dr	P-Mathew Nebu	2011/05/24	
tolerance std	TOLERANCES UNLESS OTHERWISE SPECIFIED			eng	Alex Babu	2019/07/22	
ISO 406 ISO 1101				chr	-	-	
				appr	Kuriakose, San	2019/11/12	
surface -	linear	0.X	±0.2	title	MPACS RA HDR Type B, Non Shielded		
		0.XX	±0.1				
		0.XXX	±0.05				
ISO 1302	angular	0°	±1°		cat. no. HM2J08PE5110----		

projection | mm | size A3 | scale 1/1
ecn no ELX-I-26926-1
product family MILLIPACS | rel level Released
dwg no BSC202767003 | rev H
Product - Customer Drw | sheet 1 of 1

© 2016 AFCI