

1

2

3

4

5

6

7

A

B

C

D

E

F

A

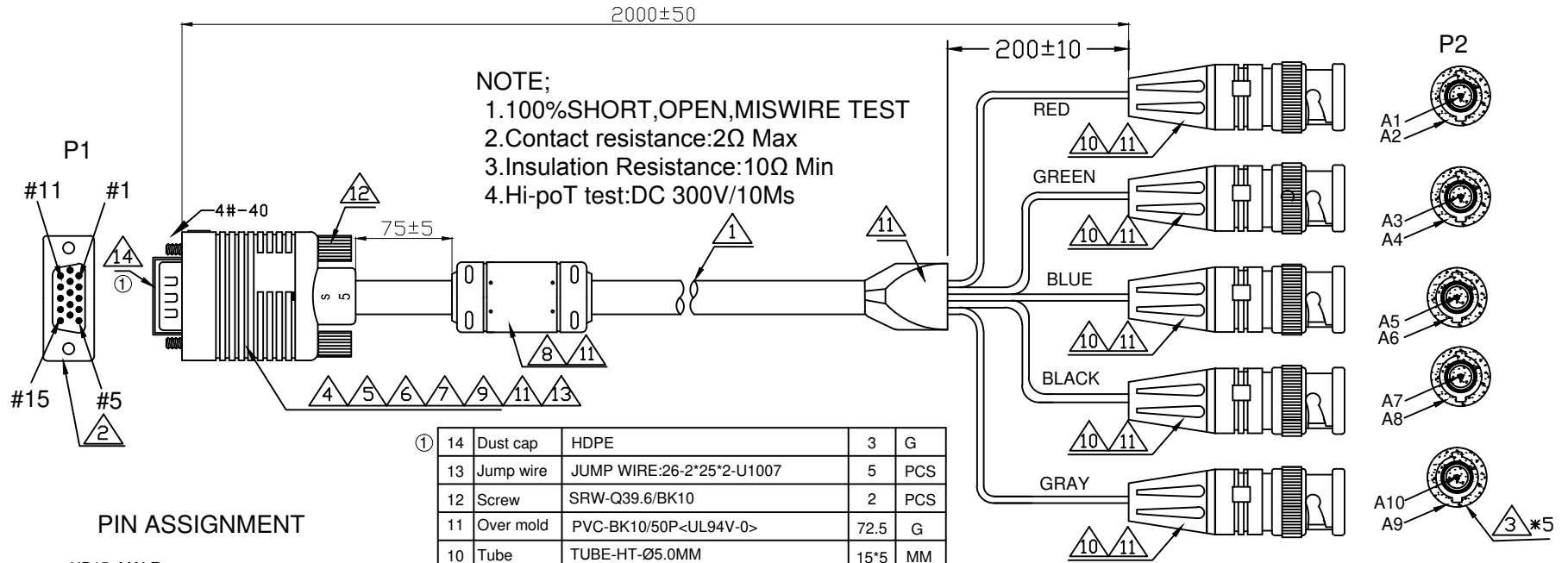
B

C

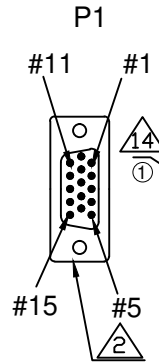
D

E

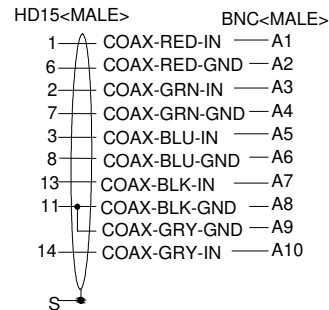
F



NOTE:
 1.100%SHORT,OPEN,MISWIRE TEST
 2.Contact resistance:2Ω Max
 3.Insulation Resistance:10Ω Min
 4.Hi-poT test:DC 300V/10Ms



PIN ASSIGNMENT



NO	TYPE	DESCRIPTION	QTY	UNIT
① 14	Dust cap	HDPE	3	G
13	Jump wire	JUMP WIRE:26-2*25*2-U1007	5	PCS
12	Screw	SRW-Q39.6/BK10	2	PCS
11	Over mold	PVC-BK10/50P<UL94V-0>	72.5	G
10	Tube	TUBE-HT-Ø5.0MM	15*5	MM
9	Tape	TAPE:W:12MM;L:40MM	1	PCS
8	Core	CORE:17.5*28.5*10.5MM	1	PCS
7	Tape	HI TEMP TAPE:W:24MM;L:70MM	1	PCS
6	Foil	FOIL-CU-32MM	55*1	MM
5	Inner mold	PE-5321	4.0	G
4	Tube	TUBE-HT-Ø2.0MM	6*5	MM
3	Conn.	BNC-PLUG-Ø9.5 75Ω, ID:3.0MM	5	SET
2	Conn.	CDS-H15P(BU)	1	PCS
1	Cable	UL2919-5COAX*28#+ADB-BK10-Ø9.0	2.03	M
NO	TYPE	DESCRIPTION	QTY	UNIT

RoHS compliant
Unit: mm

Scale	Free				Date	Name	Customer-No.
TOLERANCE					Drawn	06.07.2018	Xavier
					Approved	06.07.2018	Winnie
DIM	TOL	①	Add dust cap	16.07.2018	Xaiver	ASSMANN WSW-No. AK553F-2	
		②	Drawn	06.07.2018	Xaiver	Drawing-No.	ASS 8320 CA rev01
Angle	TOL	ld.	Modification	Date	Name	Replace	Sheet 1/1

ASSMANN
WSW components

1

2

3

4

5

6

7

CAB0884