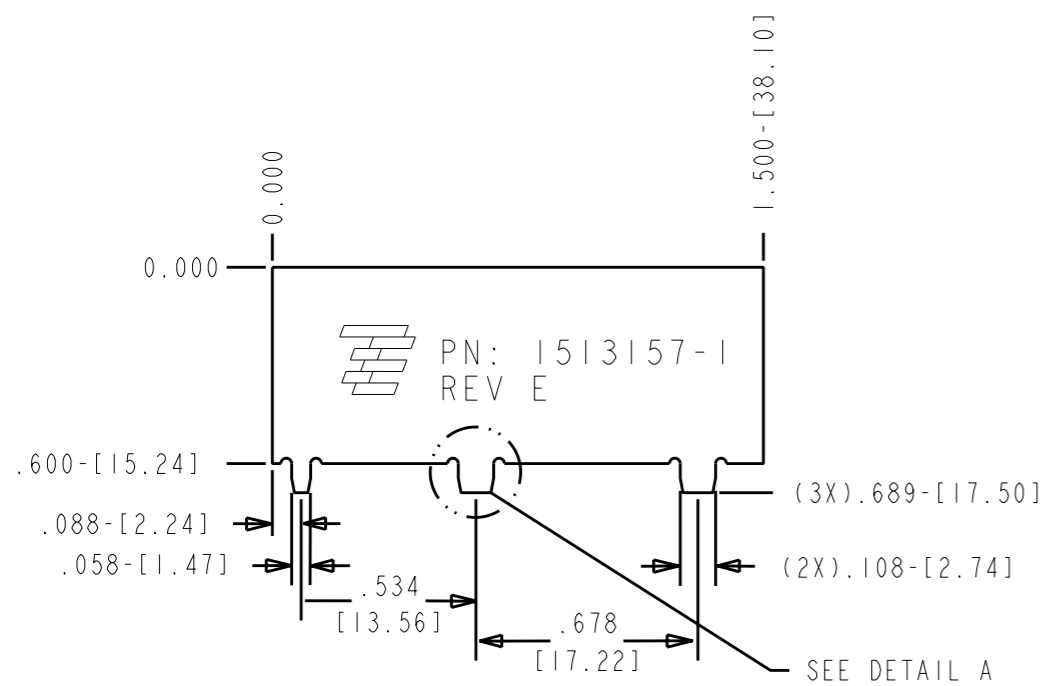
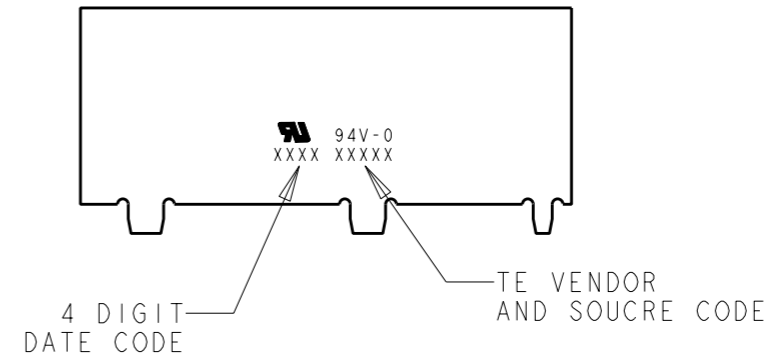


THIS DRAWING IS UNPUBLISHED. RELEASED FOR PUBLICATION 20
 © COPYRIGHT 20 BY TYCO ELECTRONICS CORPORATION. ALL RIGHTS RESERVED.

LOC	DIST	REVISIONS			
P	LTR	DESCRIPTION	DATE	DWN	APVD
HQ	00	E	REV NOTES AND LAYOUT	22JAN2010	DW GG

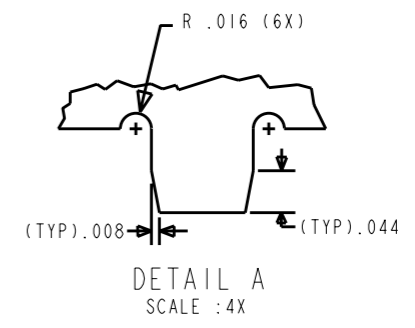


SIDE VIEW
 1513157-1
 AS SHOWN



NOTES: UNLESS OTHERWISE SPECIFIED.

- FABRICATE TO MEET IPC - 6012, CLASS 2. INSPECT TO MEET IPC - A - 600, CLASS 2.
- PRIMARY AND SECONDARY SIDES SHOWN.
- MATERIAL: GETEK 8 PLY (7628) .059 [1.49] THK. GRADE RG200D 1/2 OZ. COPPER BOTH SIDES. DIELECTRIC CONSTANT @ 1MHZ 4.2±0.1.
- FINISH:
 A: SOLDERMASK OVER BARE COPPER (SMOBC).
 B: MASK BOTH SIDES OF PCB WITH LPI SOLDERMASK. SOLDERMASK COLOR: NATURAL GREEN.
 C: TOP AND BOTTOM OF TABS E.N.I.G PLATING
- THREE PLACE TOLERANCES: ± .009 [0.23]
- PACKAGING: SINGULATED PARTS TO BE VACUUM PACKED IN BULK.
- PARTS ARE COMPLIANT TO ROHS STANDARDS PER TYCO ELECTRONICS STANDARD TEC-138-702.
- CONSULT TYCO ELECTRONICS DATA SHEET DSI513157
- CONTACT TYCO ELECTRONICS ENGINEERING PRIOR TO DESIGNING INTO AN APPLICATION



THIS DRAWING IS A CONTROLLED DOCUMENT FOR TYCO ELECTRONICS CORPORATION. IT IS SUBJECT TO CHANGE AND THE CONTROLLING ENGINEERING ORGANIZATION SHOULD BE CONTACTED FOR THE LATEST REVISION.		DWN MAH 11APR2003	Tyco Electronics Rochester, New York 14623	
DIMENSIONS: INCHES [mm]		CHK -	NAME 900 MHz Cellular Antenna	
TOLERANCES UNLESS OTHERWISE SPECIFIED: 0 PLC ± 1 PLC ± 2 PLC ± 3 PLC ± 4 PLC ± ANGLES ±		APVD -	RESTRICTED TO	
MATERIAL -		PRODUCT SPEC -	SIZE A3	CAGE CODE 00779
FINISH -		APPLICATION SPEC -	DRAWING NO C-1513157	REV E
CUSTOMER DRAWING		WEIGHT -	SCALE 2:1	SHEET 1 OF 1