

## Data sheet

### E-DAT modul 24x8(8) 1RU patch panel Cat.6<sub>A</sub>, stainless steel

Page 1/8

P/N

130921-E

EAN 4250184106166

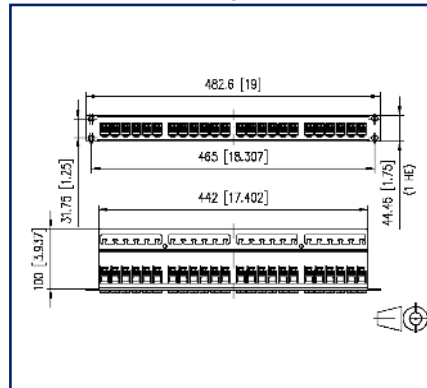
2023/05/09

Version: AH

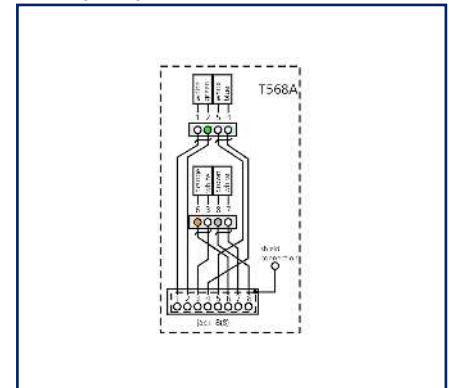
## Illustrations



Dimensional drawing



Wiring diagram



See enlarged drawings at the end of document

## Product specification

- 19 inch 1RU stainless steel module frame with 24 individual E-DAT modul modules
- Cat.6<sub>A</sub> component test according to ISO/IEC 11801, DIN EN 50173-1, ANSI/TIA-568.2-D and IEC 60603-7-51
- compliance with class E<sub>A</sub> according to ISO/IEC 11801, DIN EN 50173-1
- tested: Link to 500 MHz
- suitable for 10 GBit Ethernet (IEEE 802.3an), Remote Powering (PoE, PoE plus, UPoE and 4PPoE) and HDBaseT
- easy to install connection of 2 to 4-pair data lines AWG 26/1 - 22/1 and stranded wires with 7 copper conductors AWG 26/7 - 22/7 to BTR 8-fold insulation displacement connectors (IDC)
- marking of conductor assignment to T568A and T568B
- integrated cable support with optional strain relief
- grounding bolt M6 x 10 with nut and lock washer
- incl. 30 cm grounding cable
- all fully shielded modules connected by means of grounding rail

### Technical Data

#### General Data

Fields of application	structured building cabling Consolidation points office areas Distributed building services data center
Mechanical measurement according to MICE	M1
Ingress measurement according to MICE	I1
Climatic measurement according to MICE	C1
Electromagnetic measurement according to MICE	E2
Design	patch panel
Mounting style	1RU
Shielding	shielded
Transmission technology	Copper
Wiring	T568A and T568B
Color	stainless steel
Dimensions	
Dimension (L x W x H)	100 mm x 442 mm x 44.45 mm
Dimension (L x W x H)	3.937 in. x 17.402 in. x 1.75 in.
Inches	19 inches
Height unit	1RU
Modularity	yes
Labeling option	printed numbers
Marking option	per dust protection on the module

#### Transmission characteristics

Category (ISO)	6 <sub>A</sub>
Class (ISO/IEC)	E <sub>A</sub>
Category (TIA)	6A
Remote Powering	yes
PoE	IEEE 802.3af
PoE plus	IEEE 802.3at
UPoE	yes
4PPoE	IEEE 802.3bt
HDBaseT	yes

### Technical Data

#### Transmission characteristics

Transmission rate up to 100 MBit (Fast Ethernet)	IEEE 802.3bw
Transmission rate up to 1 GBit (Fast Ethernet)	IEEE 902.3ab
Transmission rate up to 10 GBit	IEEE 802.3an

#### Connections/interfaces

Connector technology interface 1	IDC-connection
Connector technology interface 2	RJ45-jack
Number of ports interface 2	24
Number of ports interface 2 equipped	24
Number of positions/contacts interface 1	24 x 8
Number of positions/contacts interface 2	24 x 8P/8C
Termination data, solid wire (min. - max.)	
Conductor cross section, solid wire	AWG 26/1 - AWG 22/1
Conductor cross section, solid wire	0.128 mm <sup>2</sup> - 0.324 mm <sup>2</sup>
Conductor diameter, solid wire (bare copper)	0.409 mm - 0.643 mm
Conductor diameter, solid wire (bare copper)	0.016 in. - 0.025 in.
Termination data, stranded wire (min. - max.)	
Conductor cross section, stranded wire	AWG 26/7 - AWG 22/7
Conductor cross section, stranded wire	0.141 mm <sup>2</sup> - 0.355 mm <sup>2</sup>
Conductor diameter, stranded wire (bare copper)	0.483 mm - 0.762 mm
Conductor diameter, stranded wire (bare copper)	0.019 in. - 0.03 in.
Cable sheath diameter (min. - max.)	
Cable sheath diameter	5.5 mm - 10
Cable sheath diameter	0.197 in. - 0.394
Cable access/outlet	180°
Grounding wire length	0.3 m
Grounding wire length	0.98 ft
Ground connection	grounding bolt M6x10 with nut and lock washer
Shield connection	flexible contact spring

### Technical Data

#### Electrical characteristics

Current carrying capacity	max. 1 A at 60 °C
Rated voltage	max. 60 V DC
Contact resistance	max. 20 mOhm
Through resistance	max. 200 mOhm
Insulation resistance	min. 500 MOhm
Dielectric strength conductor-conductor (secondary)	max. 1000 V DC
Dielectric strength conductor-conductor, peak value (secondary)	max. 1.000 V AC
Dielectric strength conductor-shield	max. 1500 V DC
Dielectric strength conductor-shield, peak value	max. 1500 V AC

#### Mechanical data

Cut-out	module
Insertion and withdrawal force	max. 30 N
Life - Number of mating cycles	min. 750
Position/mounting of latch standard installation position	top
strain relief	cable tie

#### Materials and material properties

Material - Jack housing	GD-Zn (zinc die-cast)
Material - Jack contact	Spring steel
Material - Jack contact finish	Ni + Au (nickel-gold)
Material - Terminal block contact	CuSn (tin bronze)
Material - Terminal block contact finish	Sn (tin)
Material - Jack shield	GD-Zn (zinc die-cast)
Material - Stuffer cap	GD-Zn (zinc die-cast)
Material - Strain relief	stainless steel
Material - Front cover	stainless steel
Material - Module support	stainless steel
Halogen free	yes
RoHS	compliant

### Technical Data

#### Environmental conditions

Temperature (min. - max.)

Temperature - Storage °C	-40 °C - 70 °C
Temperature - Storage °F	-40 °F - 158 °F
Temperature - Operating °C	-40 °C - 70 °C
Temperature - Operating °F	-40 °F - 158 °F

#### Certifications

GHMT Type Approval		Component
--------------------	---	-----------

#### Approvals

UL listed (file no.)		DUXR.E178484
----------------------	--	--------------

#### Standards/Regulations

Generic cabling systems	
General requirements	ISO/IEC 11801-1:2017-11   DIN EN 50173-1:2018-10 ANSI/TIA-568.2-D
Office buildings	ISO/IEC 11801-2:2017-11   DIN EN 50173-2:2018-10 ANSI/TIA-568.2-D
Living units	ISO/IEC 11801-4:2017-11   DIN EN 50173-4:2018-10 ANSI/TIA-570-D
Data centers	ISO/IEC 11801-5:2017-11   DIN EN 50173-5:2018-10 ANSI/TIA-942-B
Connectors for electronic equipment	
Free and fixed connectors	DIN EN 60603-7-51:2011-01, DIN EN 60603-7:2019-11, DIN EN 60603-7-1:2012-01
Connectors for electronic equipment - Tests and measurements	
Test standard for connectors (engaging and separating connectors under electrical load)	DIN-EN 60512-99-001, DIN-EN 60512-99-002
Endurance tests	DIN EN 60603-7:2019-11, DIN EN 60603-7-1:2012-01
Degrees of Protection Provided by Enclosures	IEC 60529
Climate tests	DIN EN 60603-7:2019-11, DIN EN 60603-7-1:2012-01

# P | Cabling

Data sheet

Page 6/8

## E-DAT modul 24x8(8) 1RU patch panel Cat.6<sub>A</sub>, stainless steel

P/N

130921-E

EAN 4250184106166

2023/05/09

Version: AH

### Technical Data

#### Classifications

ETIM 5.0	EC001128
ETIM 6.0	EC001128
ETIM 7.0	EC001128
ETIM 8.0	EC001128
ETIM 9.0	EC001128

#### Packing details

Type of packaging	1 pc(s) / box
Packaging unit - Weight (gram)	1800 g
Packaging unit - Weight (pound)	3.97 lb
Packaging dimension	520 mm x 180 mm x 46 mm
Packaging dimension	20.472 in. x 7.087 in. x 1.811 in.



### Accessories

P/N	Designation
130792	Mounting kit, cage nuts M6
130898-00-I	BLIND module light gray
130898-00-RW-I	BLIND module pure white
130898-01-I	COAX modul F jack / F jack
130898-02-I	COAX modul IEC jack / F jack
130898-03-I	COAX modul IEC plug / F jack
130908-I-B1	UAE modul Cat.5e white
130909-I	UAE modul Cat.6 jack white
130910-I	E-DAT modul Cat.6 <sub>A</sub> 8(8) jack
130910-I-B1	E-DAT modul Cat.6 <sub>A</sub> 8(8) jack, T568B
130910-Z	E-DAT modul Cat.6 <sub>A</sub> 8(8) jack, (12 pcs)
1309A0-I	E-DAT modul coupler 8(8) 180° class E <sub>A</sub>
130A11-29-I	UAE modul 8(8) Cat.6 <sub>A</sub> black
130A11-I	UAE modul 8(8) Cat.6 <sub>A</sub> white
130B11-25-E	25Gmodul
130B11-25-Z	25Gmodul (12 pcs)
130B11-E	C6 <sub>A</sub> modul 180° jack
130B11-Z	C6 <sub>A</sub> modul 180° jack (12 pcs)
15091001-I	OpDAT modul ST OS2
15091071-I	OpDAT modul LC-Duplex OS2
15091072-I	OpDAT modul LC-Duplex OM3
15091075-I	OpDAT modul LC-Duplex OM4
15091076-I	OpDAT modul LC-Duplex APC OS2
1509107B-I	OpDAT modul LC-Duplex OM2
820032-0102-I	Dust protection cover for C6 <sub>A</sub> modul pure white
820032-0103-I	Dust protection cover for C6 <sub>A</sub> modul light gray
820032-0105-I	Dust protection cover for C6 <sub>A</sub> modul yellow
820032-0107-I	Dust protection cover for C6 <sub>A</sub> modul green
820032-0108-I	Dust protection cover for C6 <sub>A</sub> modul red
820032-0129-I	Dust protection cover for C6 <sub>A</sub> modul black

# P | Cabling

Data sheet

Page 8/8

## E-DAT modul 24x8(8) 1RU patch panel Cat.6<sub>A</sub>, stainless steel

P/N

130921-E

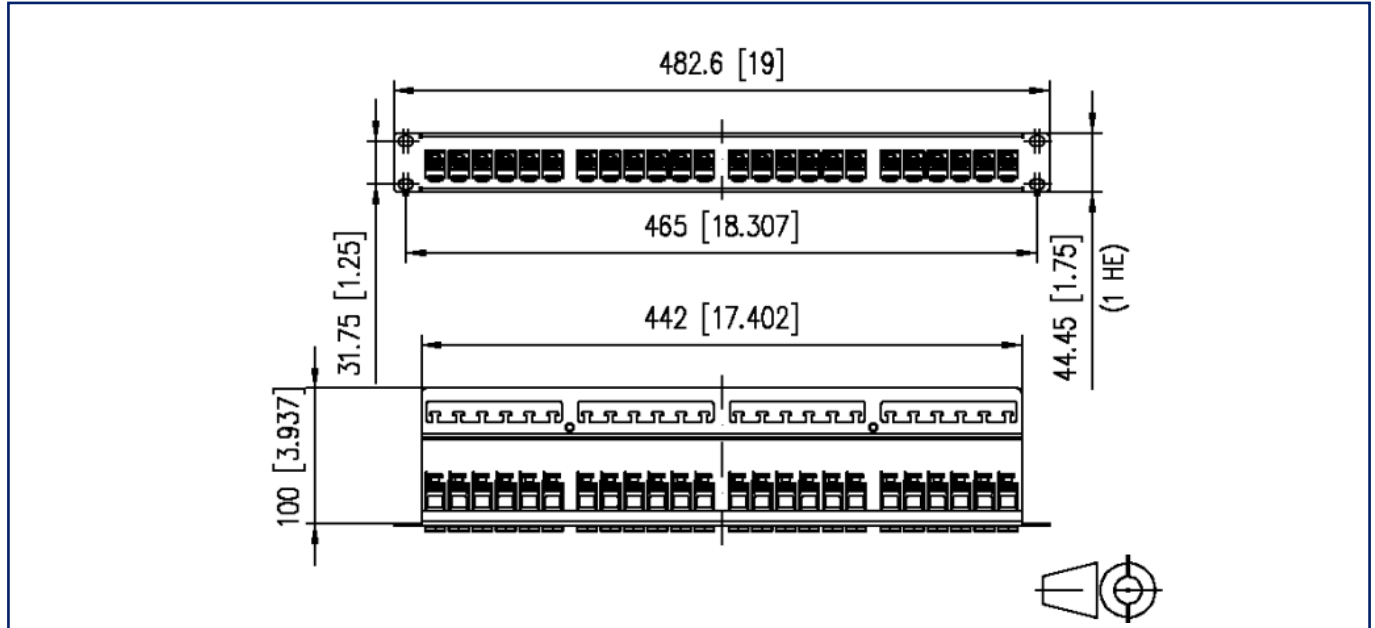
EAN 4250184106166

2023/05/09

Version: AH

### Illustrations

Dimensional drawing



Wiring diagram

