



# MICRO EDGE CARD SYSTEMS

0.50 mm, 0.635 mm, 0.80 mm, 1.00 mm, 1.27 mm, 2.00 mm PITCH




## FEATURES & BENEFITS

- Up to 56 Gbps PAM4
- PCI Express® 4.0 (MEC5 Series)
- Solutions for .062" (1.60 mm), and .093" (2.36 mm) thick cards
- Choice of pitch: 0.50 mm, 0.635 mm, 0.80 mm, 1.00 mm, 1.27 mm, 2.00 mm
- Vertical, right-angle, edge mount
- Available in surface mount and through-hole



Staggered press-fit tails  
(MEC8-VP)



Justification beam ensures  
card and body are flushed  
(MEC5)

## KEY SPECIFICATIONS

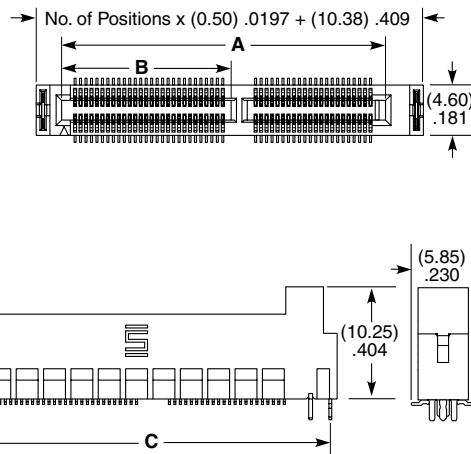

SERIES	PITCH	TOTAL POSITIONS	INSULATOR MATERIAL	CONTACT MATERIAL	OPERATING TEMP RANGE	CURRENT RATING	VOLTAGE RATING	LEAD-FREE SOLDERABLE
MEC5	0.50 mm	60-200	Black LCP	Phosphor Bronze	-55 °C to +125 °C	1.5 A (2 pins)	125 VAC	Yes
MEC6	0.635 mm	20-140	Black LCP	Phosphor Bronze	-55 °C to +125 °C	2.4 A (2 pins)	195 VAC	Yes
MEC8	0.80 mm	20-140	Black LCP	Phosphor Bronze	-55 °C to +125 °C	1.8 A (4 pins)	185 VAC	Yes
MEC1	1.00 mm	20-140	Black LCP	Phosphor Bronze	-55 °C to +125 °C	2.2 A (2 pins)	250 VAC	Yes
MECF	1.27 mm	10-100	Black/Natural LCP	BeCu	-55 °C to +125 °C	3.5 A (2 pins)	280 VAC	Yes
MEC2	2.00 mm	10-100	Black/Natural LCP	BeCu	-55 °C to +125 °C	3.5 A (2 pins)	238 VAC	Yes

(0.50 mm) .0197" PITCH • MICRO EDGE CARD SOCKET

MEC5	POSITIONS PER ROW	01	PLATING OPTION	TAIL OPTION	WELD TAB OPTION	OTHER OPTION	"X"R
	-030, -040, -050, -060, -070, -080 (-RA & -DV)  -090, -100 (-DV only)		-L =10 μ" (0.25 μm) Gold on contact, Matte Tin on tail	-DV Vertical  -RA Right-angle	-W1 = Weld Tab Through-hole (Required for -DV option)  -W2 = Weld Tab Surface Mount (Not available for -DV)	-K = Polyimide Pick & Place Pad (Required for -DV) (Not available in -RA)	Leave blank for Tray Packaging  -TR = Tape & Reel  -FR = Full Reel Tape & Reel (must order max. quantity per reel; contact Samtec for quantity breaks)

**MEC5-DV**

**Card Mates:**  
(1.60 mm) .062" thick card with standard board tolerance




POSITIONS PER ROW	A	B	C
-030	(17.10) .673	N/A	(21.63) .852
-040	(22.10) .870	N/A	(26.63) 1.048
-050	(29.60) 1.165	(15.48) .609	(34.13) 1.344
-060	(34.60) 1.362	(17.98) .708	(39.13) 1.541
-070	(39.60) 1.559	(20.48) .806	(44.13) 1.737
-080	(44.60) 1.756	(22.98) .905	(49.13) 1.934
-090	(49.60) 1.953	(25.48) 1.003	(54.13) 2.131
-100	(54.60) 2.150	(27.98) 1.102	(59.13) 2.328

**Note:** Polarization rib is not present on -030 & -040 positions

View complete specifications at: [samtec.com?MEC5-DV](http://samtec.com?MEC5-DV)

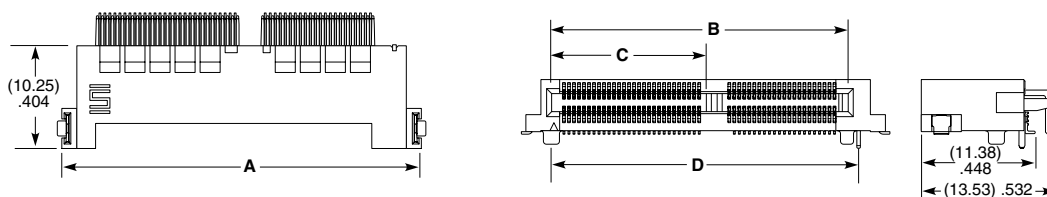
**MEC5-RA**

**Card Mates:**  
(1.60 mm) .062" thick card with standard board tolerance



POSITIONS PER ROW	A	B	C	D
-30	(23.38) .920	(17.10) .673	N/A	(18.16) .715
-40	(28.38) 1.117	(22.10) .870	N/A	(23.16) .912
-50	(35.88) 1.413	(29.60) 1.165	(15.44) .608	(30.66) 1.207
-60	(40.88) 1.609	(34.60) 1.362	(17.94) .706	(35.66) 1.404
-70	(45.88) 1.806	(39.60) 1.559	(20.44) .805	(40.66) 1.601
-80	(50.88) 2.003	(44.60) 1.756	(22.94) .903	(45.66) 1.798

**Note:** Polarization rib is not present on -030 & -040 positions



**Note:**  
Some sizes, styles and options are non-standard, non-returnable.

View complete specifications at: [samtec.com?MEC5-RA](http://samtec.com?MEC5-RA)