

Bus system cable - SAC-5P-MINMS/10,0-923 DN - 1418549

Please be informed that the data shown in this PDF Document is generated from our Online Catalog. Please find the complete data in the user's documentation. Our General Terms of Use for Downloads are valid (<http://download.phoenixcontact.com>)



Bus system cable, DeviceNet, 5-position, PUR halogen-free, Gray RAL 7001, Plug straight 7/8"-16UNF, on Free cable end, Cable length: 10 m



Key commercial data

| | |
|------------------------|---|
| Packing unit | 0 |
| Minimum order quantity | 1 |
| Catalog page | Page 398 (PC-2011) |
| GTIN |  4 046356 539104 |
| Custom tariff number | 85444290 |
| Country of origin | GERMANY |

Technical data

General data

| | |
|--|--------|
| Rated current at 40°C | 5.2 A |
| Rated voltage | 30 V |
| Number of positions | 5 |
| Volume resistance | < 5 mΩ |
| Length of cable | 10 m |
| Stripping length of the free conductor end | 50 mm |

General characteristics

| | |
|--------------------------|------------------|
| Coding | A - standard |
| Surge voltage category | II |
| Pollution degree | 3 |
| Degree of protection | IP65/IP67/IP69K |
| Contact material | CuZn |
| Contact surface material | Au |
| Contact carrier material | PA 66 |
| Material of grip body | TPU |
| Material, knurls | High-grade steel |
| Sealing material | TPU |

Bus system cable - SAC-5P-MINMS/10,0-923 DN - 1418549

Technical data

General characteristics

| | |
|----------------|----|
| Status display | No |
|----------------|----|

Conductor data

| | |
|---|---|
| Cable type | CAN Bus/DeviceNet |
| Cable type (abbreviation) | 923 |
| Conductor cross section | 2x 0.2 mm ² (signal line) |
| Conductor cross section | 2x 0.32 mm ² (Power supply) |
| Conductor cross section | 1x 0.32 mm ² (Drain wire) |
| AWG signal line | 24 |
| AWG power supply | 22 |
| Conductor structure signal line | 19x 0.12 mm |
| Conductor structure, voltage supply | 19x 0.15 mm |
| Core diameter including insulation | 2.05 mm ±0.1 mm (signal line) |
| Core diameter including insulation | 1.4 mm ±0.05 mm (Power supply) |
| Wire colors | Red-black, blue-white |
| Twisted pairs | 2 cores to the pair |
| Type of pair shielding | Aluminum-lined polyester foil |
| Overall twist | 2 pairs around a drain wire in the center to the core |
| Shielding | Tinned copper braided shield |
| Optical shield covering | 70 % |
| External sheath, color | Gray RAL 7001 |
| External cable diameter | 6.70 mm |
| Smallest bending radius, fixed installation | 67 mm |
| Smallest bending radius, movable installation | 67 mm |
| Number of bending cycles | 5000000 |
| Bending radius | 67 mm |
| Traversing path | 10 m |
| Traversing rate | 3 m/s |
| Acceleration | 7 m/s ² |
| Outer sheath, material | PUR |
| Material conductor insulation | PE (Power supply) |
| Material conductor insulation | Foamed PE (signal line) |
| Conductor material | Tin-plated Cu litz wires |
| Insulation resistance | ≥ 5 GΩ*km (signal line) |
| Insulation resistance | ≥ 100 MΩ*km (Power supply) |
| Conductor resistance | ≤ 78.4 Ω/km (signal line) |
| Conductor resistance | ≥ 51.6 Ω/km (Power supply) |
| Working capacitance | 39.3 pF (Signal line, Core-Core) |
| Working capacitance | 78.7 pF (Signal line, Core-Shield) |
| Nominal voltage, conductor | 30 V (signal line) |
| Nominal voltage, conductor | 300 V (Power supply) |
| Test voltage, conductor | 1500 V (signal line) |
| Test voltage, conductor | 2000 V (Power supply) |

Bus system cable - SAC-5P-MINMS/10,0-923 DN - 1418549

Technical data

Conductor data

| | |
|---------------------------------|---|
| Halogen-free | complying with IEC 60754-1/2 |
| Ambient temperature (operation) | -40 °C ... 80 °C (cable, fixed installation) |
| Ambient temperature (operation) | -20 °C ... 75 °C (cable, flexible installation) |

Classifications

eclass

| | |
|------------|----------|
| eCl@ss 4.0 | 27060307 |
| eCl@ss 4.1 | 27060307 |
| eCl@ss 5.0 | 27061801 |
| eCl@ss 5.1 | 27060307 |
| eCl@ss 6.0 | 27061801 |
| eCl@ss 7.0 | 27061801 |

etim

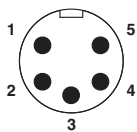
| | |
|----------|----------|
| ETIM 2.0 | EC000830 |
| ETIM 3.0 | EC000830 |
| ETIM 4.0 | EC001855 |

unspsc

| | |
|---------------|----------|
| UNSPSC 6.01 | 26121616 |
| UNSPSC 7.0901 | 26121616 |
| UNSPSC 11 | 26121604 |
| UNSPSC 12.01 | 26121616 |
| UNSPSC 13.2 | 26121616 |

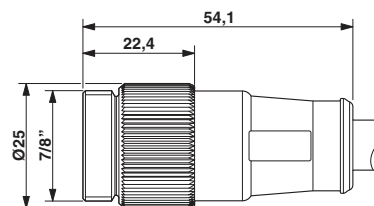
Drawings

Schematic diagram



Connector pin assignment for 7/8"-16UNF conn., 5-pos.

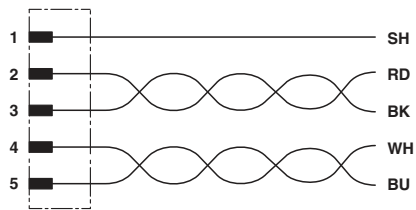
Dimensioned drawing



7/8" connector, straight

Bus system cable - SAC-5P-MINMS/10,0-923 DN - 1418549

Circuit diagram



Contact assignment of the 7/8" connector

© Phoenix Contact 2012 - all rights reserved
<http://www.phoenixcontact.com>