

5205868-1 ✓ ACTIVE

AMPLIMITE | AMPLIMITE HDP

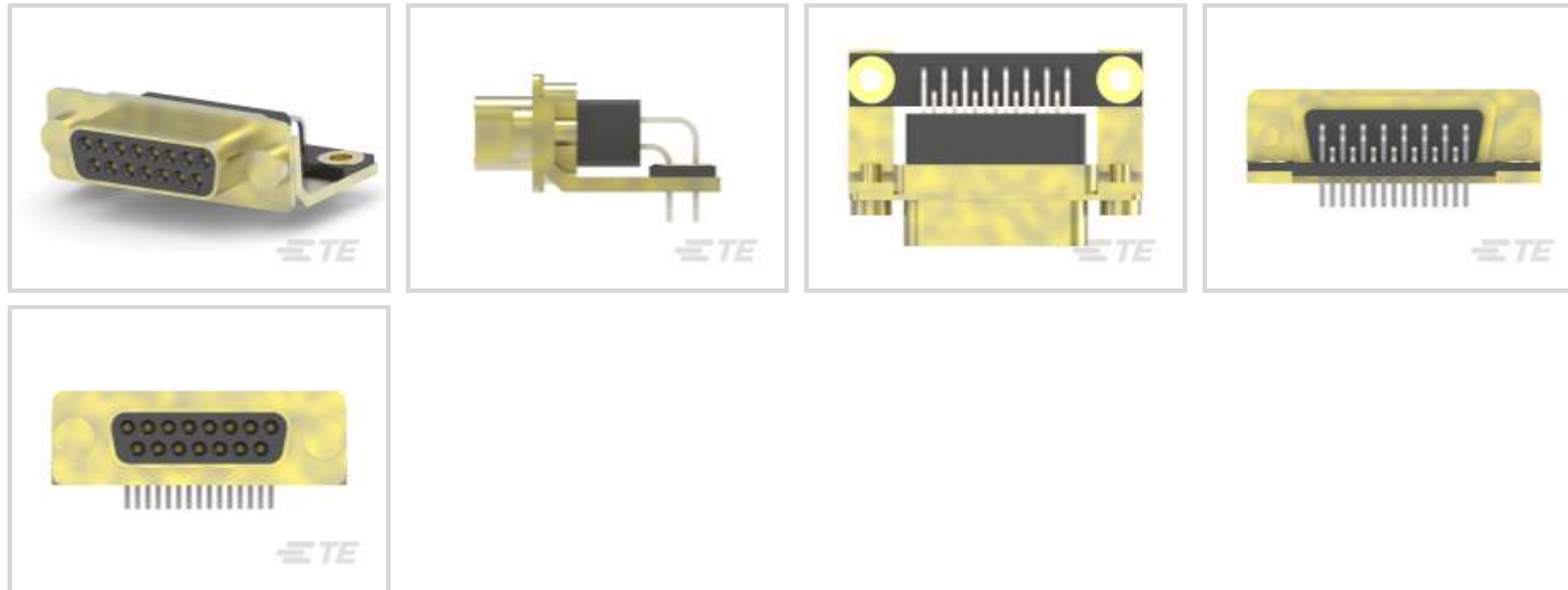
TE Internal #: 5205868-1

PCB D-Sub Connectors, Receptacle, Board-to-Board, 15 Position,
2.74 mm [.108 in] Centerline, 2 Row, 2 Connector Shell Size, Square,
AMPLIMITE HDP

[View on TE.com >](#)



Connectors > D-Shaped Connectors > D-Sub Connectors > PCB D-Sub Connectors > D-Sub Receptacle Assembly: Right Angle, Shell Size 2, 2.74mm



Connector & Housing Type: **Receptacle**

Connector System: **Board-to-Board**

Number of Positions: **15**

Centerline (Pitch): **2.74 mm [.108 in]**

Number of Rows: **2**

[All D-Sub Receptacle Assembly: Right Angle, Shell Size 2, 2.74mm \(39\)](#)

Features

Product Type Features

Shell Material Configuration	Front Metal Shell
Connector & Housing Type	Receptacle
Connector System	Board-to-Board
Connector Shell Size	2
Connector & Contact Terminates To	Printed Circuit Board

Configuration Features

Number of Positions	15
Number of Rows	2
PCB Mount Orientation	Right Angle

Body Features

Shell Plating Material	Zinc
Primary Product Color	Black



Connector Profile	Standard
-------------------	----------

Contact Features

Contact Mating Area Plating Material	Gold Flash
Contact Underplating Material	Nickel
PCB Contact Termination Area Plating Material	Tin
Contact Base Material	Phosphor Bronze
Contact Shape & Form	Square
Contact Current Rating (Max)	6 A

Termination Features

Square Termination Post & Tail Dimension	.63 mm[.025 in]
Termination Post & Tail Length	3.18 mm[.125 in]
Termination Method to Printed Circuit Board	Through Hole - Solder

Mechanical Attachment

Mounting Hole Diameter	3.05 mm[.12 in]
PCB Mount Retention	With
PCB Mount Retention Type	Mounting Hole
Mating Retention	Without
Connector Mounting Type	Board Mount

Housing Features

Shell Material	Steel
Housing Material	Glass-Filled Nylon, Glass-Filled PBT
Centerline (Pitch)	2.74 mm[.108 in]

Dimensions

PCB Thickness (Recommended)	2.36 mm[.093 in]
Row-to-Row Spacing	2.84 mm[.112 in]

Usage Conditions

Operating Temperature Range	-55 – 105 °C[-67 – 221 °F]
-----------------------------	----------------------------

Operation/Application

Circuit Application	Signal
---------------------	--------

Industry Standards

UL Flammability Rating	UL 94V-0
------------------------	----------

Packaging Features

Packaging Quantity	112
Packaging Method	Package

Product Compliance

[For compliance documentation, visit the product page on TE.com>](#)

EU RoHS Directive 2011/65/EU	Compliant
EU ELV Directive 2000/53/EC	Compliant
China RoHS 2 Directive MIIT Order No 32, 2016	No Restricted Materials Above Threshold
EU REACH Regulation (EC) No. 1907/2006	Current ECHA Candidate List: JUNE 2023 (235) Candidate List Declared Against: JUNE 2022 (224) Does not contain REACH SVHC
Halogen Content	Not Low Halogen - contains Br or Cl > 900 ppm.
Solder Process Capability	Wave solder capable to 265°C


Product Compliance Disclaimer

This information is provided based on reasonable inquiry of our suppliers and represents our current actual knowledge based on the information they provided. This information is subject to change. The part numbers that TE has identified as EU RoHS compliant have a maximum concentration of 0.1% by weight in homogenous materials for lead, hexavalent chromium, mercury, PBB, PBDE, DBP, BBP, DEHP, DIBP, and 0.01% for cadmium, or qualify for an exemption to these limits as defined in the Annexes of Directive 2011/65/EU (RoHS2). Finished electrical and electronic equipment products will be CE marked as required by Directive 2011/65/EU. Components may not be CE marked. Additionally, the part numbers that TE has identified as EU ELV compliant have a maximum concentration of 0.1% by weight in homogenous materials for lead, hexavalent chromium, and mercury, and 0.01% for cadmium, or qualify for an exemption to these limits as defined in the Annexes of Directive 2000/53/EC (ELV). Regarding the REACH Regulation, the information TE provides on SVHC in articles for this part number is based on the latest European Chemicals Agency (ECHA) 'Guidance on requirements for substances in articles' posted at this URL: <https://echa.europa.eu/guidance-documents/guidance-on-reach>

Compatible Parts



Also in the Series | **AMPLIMITE HDP**



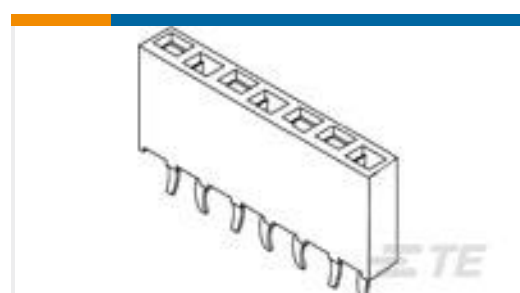

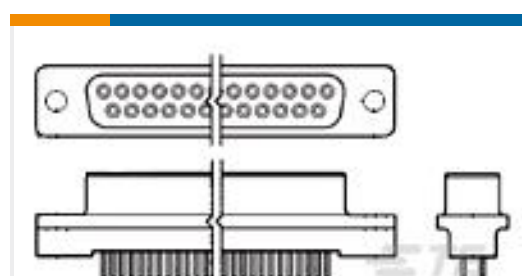


D-Sub Connector Contacts(6)



PCB D-Sub Connectors(83)

Customers Also Bought

TE Part #3-641126-6
06P MTA100 HDR ASY FL/STR LFTE Part #1-1658622-2
64 NOVO MIL/CTR 30DP, LEAD FREETE Part #747275-2
025 LP HDF STRAIN RELIEFTE Part #1-794617-2
12POS, MICRO MNL, RCPT HSGTE Part #5535032-4
ASSY, RECEPTACLE, EUROCARD, TYPETE Part #215297-3
3P HV100 REC CON. TE, 7.0MMTE Part #103638-2
03 MTE HDR SRST LATCH .100CLTE Part #32945
PG R 22-16 COMM 22-18 MIL 6TE Part #5745080-4
HD-20 RCPT 50P VERT FFSCRLKTE Part #3-794617-6
6P, MICRO MNL RCPT HSG, DBL
ROW, GW V0

Documents

Product Drawings

15 RCPT RA/MS STD

English

CAD Files

3D PDF

English

Customer View Model

[ENG_CVM_5205868-1_O.2d_dxf.zip](#)



English

Customer View Model

[ENG_CVM_5205868-1_O.3d_igs.zip](#)

English

Customer View Model

[ENG_CVM_5205868-1_O.3d_stp.zip](#)

English

By downloading the CAD file I accept and agree to the [Terms and Conditions](#) of use.

Product Specifications

[Application Specification](#)

English

Agency Approvals

[UL Report](#)

English