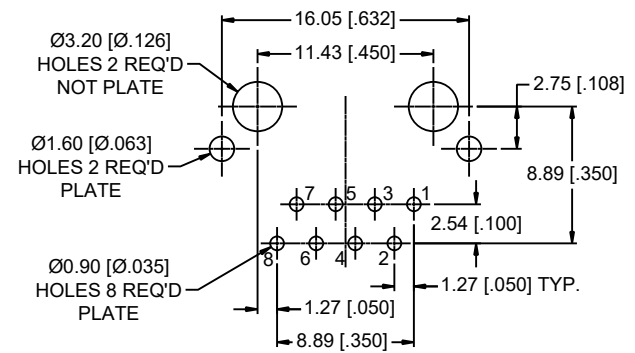
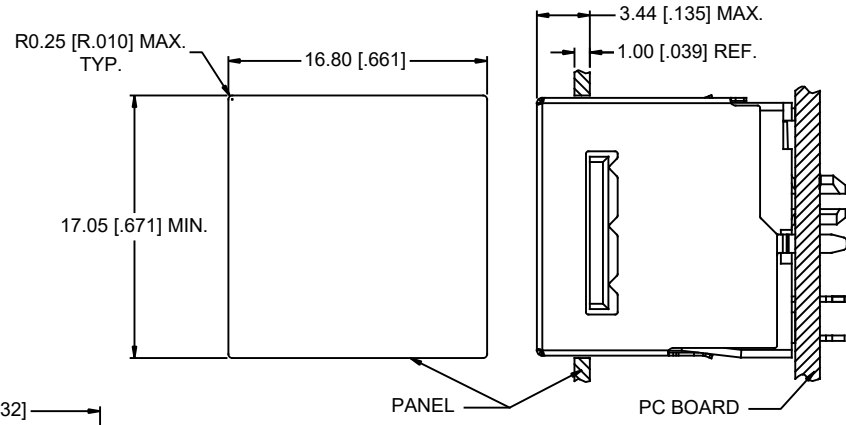
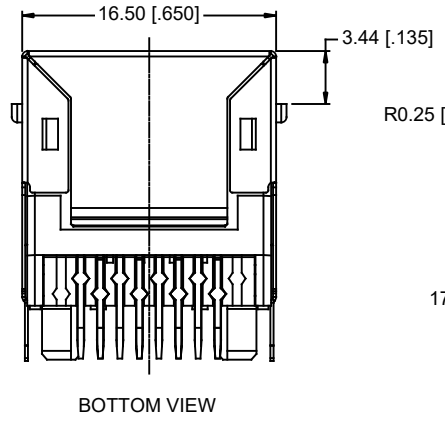
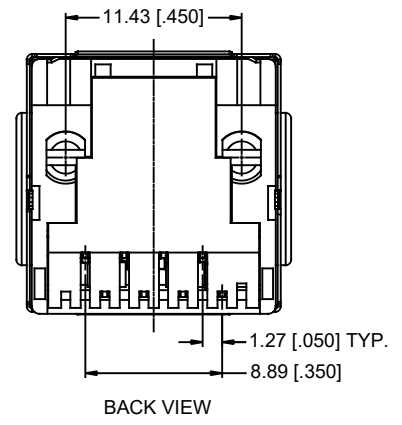
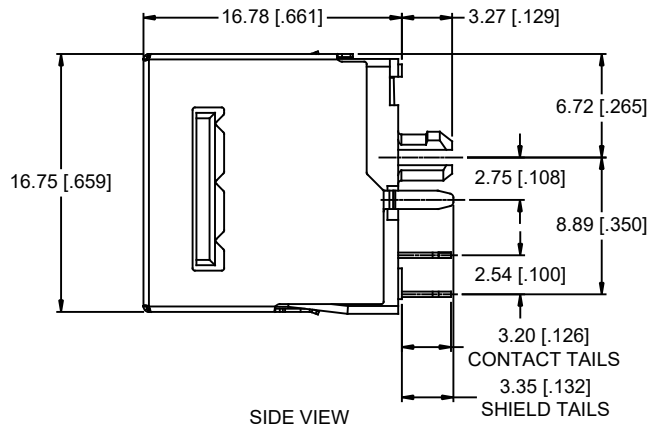
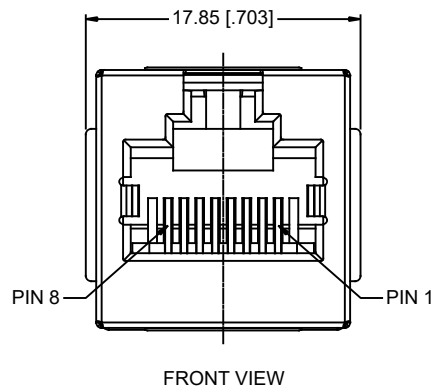


REVISIONS			
REV	DESCRIPTION, ECN, EAR NO.	DATE	APP'D
A	NEW PROPOSAL	DEC07/22	KELVIN



RECOMMENDED P.C.B LAYOUT  
(TOLERANCE: ±0.05[±.002])  
(PCB THICKNESS: 1.60 [063])  
(COMPONENT SIDE OF PC BOARD)

**NOTES:**

- MATERIALS:**  
CONTACTS: PHOSPHOR BRONZE, 0.35MM THICKNESS, PLATING: SELECTIVE GOLD PLATING ON MATING SURFACE SEE PART NO. FOR THICKNESS, 50µ "[1.27 MICRONS] MIN. NICKEL OVERALL. 100µ "[2.54 MICRONS] MIN. MATTE TIN ON SOLDER TAILS.  
HOUSING: HIGH TEMPERATURE THERMOPLASTIC, FLAMMABILITY RATING UL 94V-0, COLOR - BLACK.  
SHIELD: COPPER ALLOY OR STEEL ALLOY WITH NICKEL PLATING
- MECHANICAL:**  
MATING FORCE: 5.0 LBS MAXIMUM
- ELECTRICAL:**  
CONTACT RESISTANCE: 50 MILLIOHMS MAXIMUM  
INSULATION RESISTANCE: 500 MEGOHMS MINIMUM  
CURRENT RATING: 1.5 AMPS  
VOLTAGE RATING: 125 VOLTS AC
- ENVIRONMENTAL:**  
STORAGE TEMPERATURE: -40°C TO +85°C
- RECOMMENDED SOLDERING TEMPERATURE:**  
WAVE SOLDERING PEAKED AT 235°C FOR 5 SECONDS,  
OR REFLOW SOLDERING PEAKED AT 260°C FOR 10 SECONDS MAXIMUM.

AMPHENOL PART NUMBER: RJE74-188-8X20-A

- GOLD PLATING OPTIONS:
- 1 = 6µ " GOLD PLATING
  - 2 = 15µ " GOLD PLATING
  - 3 = 30µ " GOLD PLATING
  - 4 = 50µ " GOLD PLATING



UNLESS SPECIFIED OTHERWISE	DRAWN	RONNIE.C	DEC07/22
PRIMARY UNITS MILLIMETERS	CHECKED	KELVIN.T	DEC07/22
SECONDARY INCHES	M.E. APP'D		
REFERENCE IN PARENTHESES	Q.A. APP'D		
GENERAL TOLERANCES	DWG APP'D		
1 DECIMAL PLACE ±0.20	ENG. REL. NO.		
2 DECIMAL PLACES ±0.15	REF.		
3 DECIMAL PLACES ±0.10			
ANGULAR DEGREES ±2.0°	THIRD ANGLE PROJECTION		
	DO NOT SCALE DRAWING		

Amphenol Canada Corp. Commercial Products	
SINGLE PORT, VERTICAL MODULAR JACK, 8 POSITION, 8 CONTACTS, WITH PANEL STOP SHIELDED WITHOUT EMI TAB—RoHS COMPLIANT	
DWG NO.	REV
P-RJE74-188-8X20-A	A
CODE ID NO. 03554	DWG SIZE X
SCALE N/A	SHEET 1 OF 1