

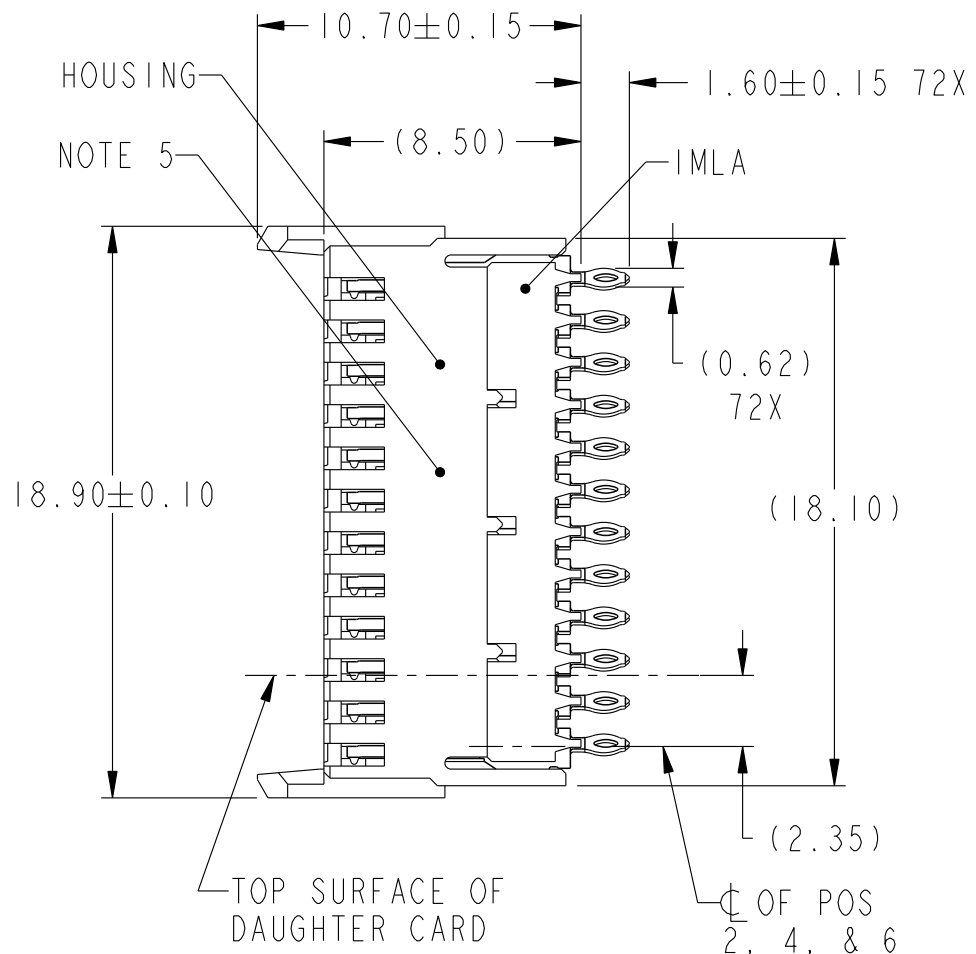
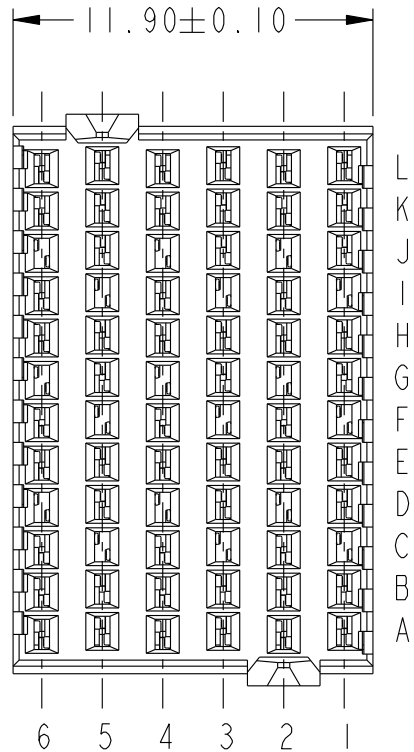
PRODUCT NUMBER
SEE TABLE, SHT 4

A

B

C

D



A

B

C

D



Copyright FCI.

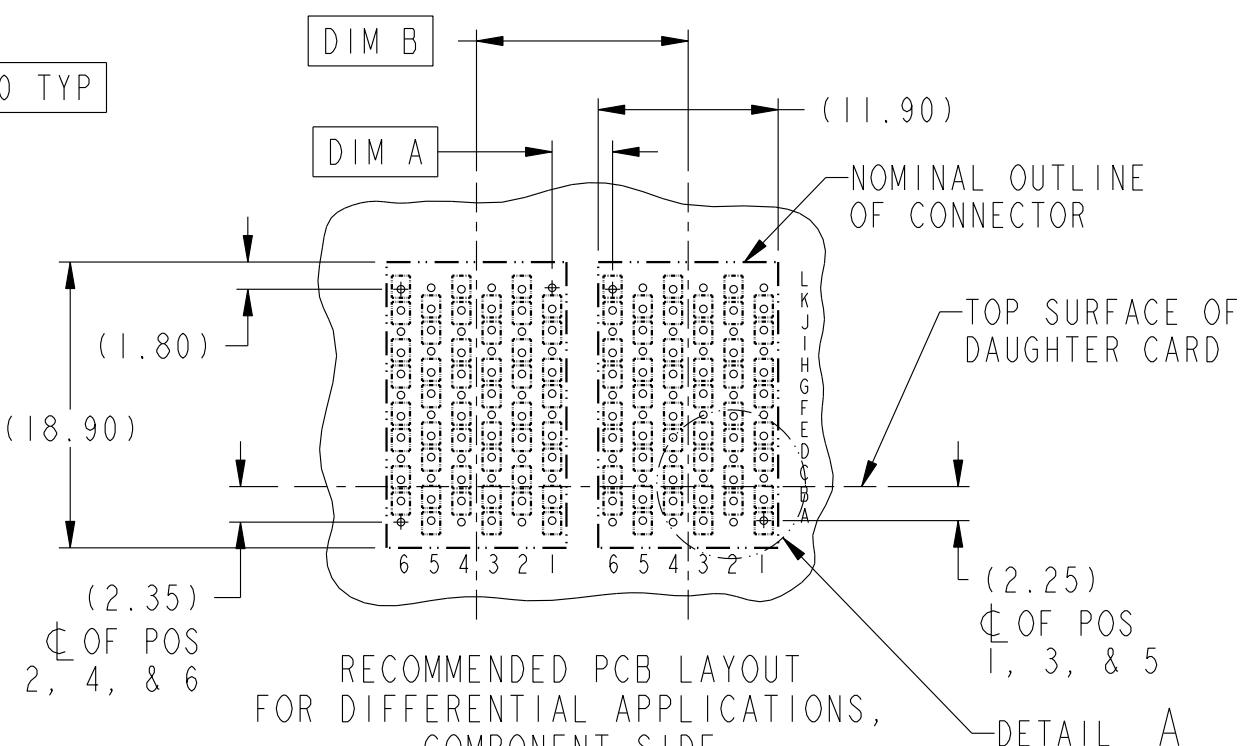
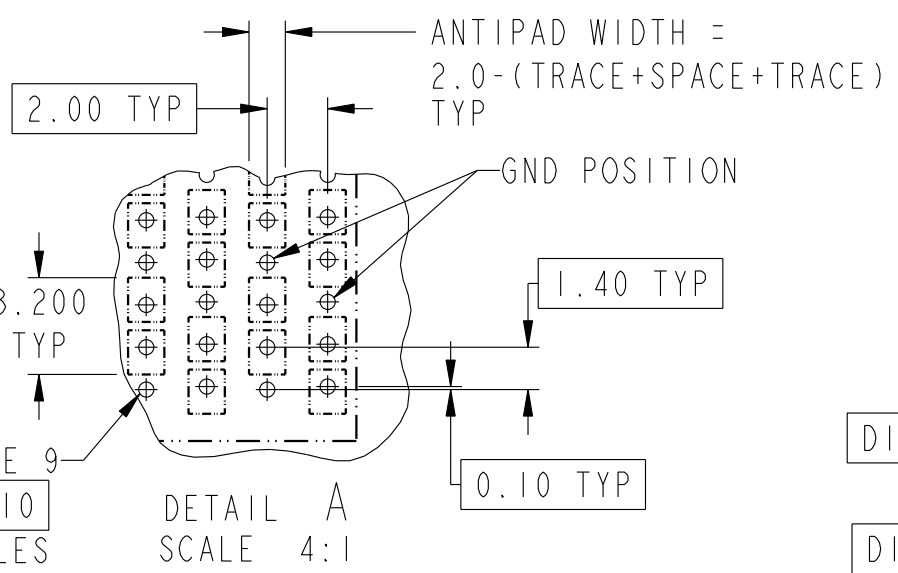
rev	ecn no	dr	date
A	S07-0103	LS	2007-04-05
-	-	-	-
-	-	-	-
-	-	-	-
-	-	-	-
-	-	-	-

www.fciconnect.com		surface - ASME Y14.5	tolerance std ASME Y14.5	projection MM
		TOLERANCES UNLESS OTHERWISE SPECIFIED		
Dr	T. HOUTZ	2005-06-30	ANGULAR	0.X ±
Eng	C. SHELLY	2005-06-30	LINEAR	0.XX ±
Chr	C. H TAN	2007-04-05	0° ±°	0.XXX ±
Appr	JOEY NG	2007-04-05	Product family	AirMax VS
		Spec ref		ECN ***
FCI		AirMax VS VERT RECPT ASSY		size A4
		PRESS-FIT, 72 POSITION, 12mm		Scale 4:1
catalog no		-		ECN ***
		CUSTOMER		sheet 1 of 4
		dwg no 10052829		Rev. A



Copyright FCI.

REV F - 2006-04-17



RECOMMENDED PCB LAYOUT
FOR DIFFERENTIAL APPLICATIONS,
COMPONENT SIDE
(TWO ADJACENT FOOTPRINTS SHOWN)
NOTES 6 & 7

ADJACENT HEADER WIDTHS	DIM A	DIM B
12MM/12MM	2.00	12.00
12MM/14MM	3.00	13.00
14MM/14MM	4.00	14.00

	TITLE AirMax VS VERT RECPT ASSY PRESS-FIT, 72 POSITION, 12mm	dwg no 10052829	Rev. A
	catalog no -	CUSTOMER	sheet 2 of 4

1

2

3

4

A

B

C

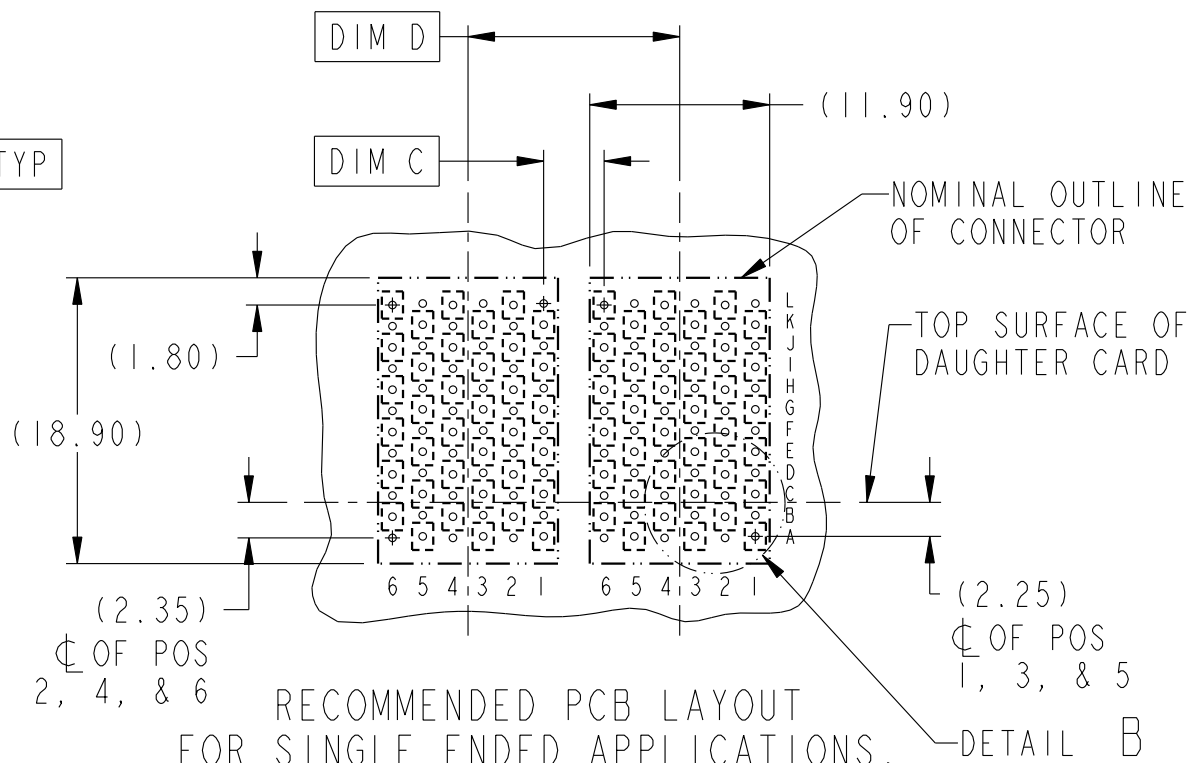
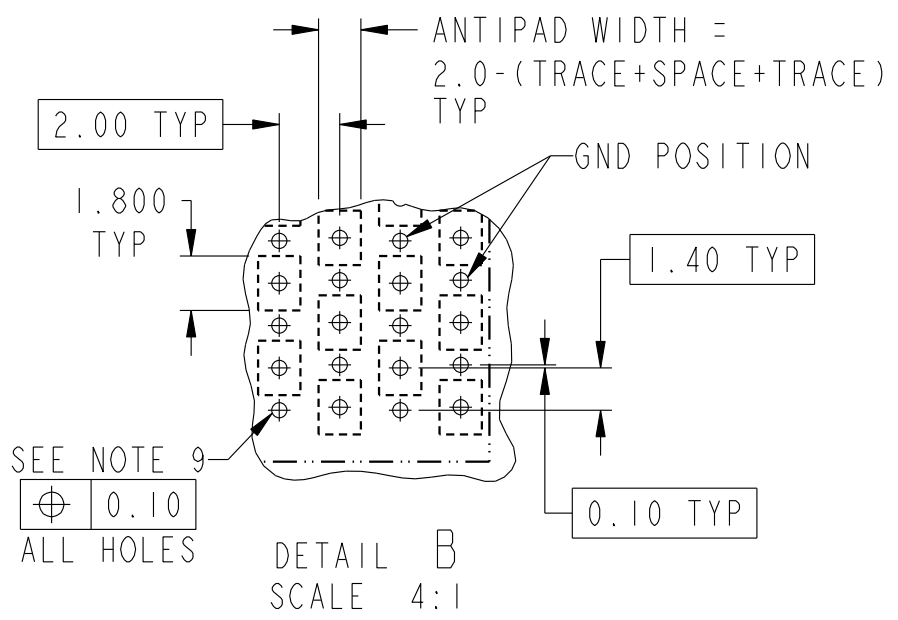
D

A

B

C

D



RECOMMENDED PCB LAYOUT
FOR SINGLE ENDED APPLICATIONS,
COMPONENT SIDE
(TWO ADJACENT FOOTPRINTS SHOWN)
NOTES 6 & 7

ADJACENT HEADER WIDTHS	DIM C	DIM D
12MM/12MM	2.00	12.00
12MM/14MM	3.00	13.00
14MM/14MM	4.00	14.00

	title AirMax VS VERT RECPT ASSY PRESS-FIT, 72 POSITION, 12mm	dwg no 10052829	Rev. A
	catalog no -	CUSTOMER	sheet 3 of 4



Copyright FCI.

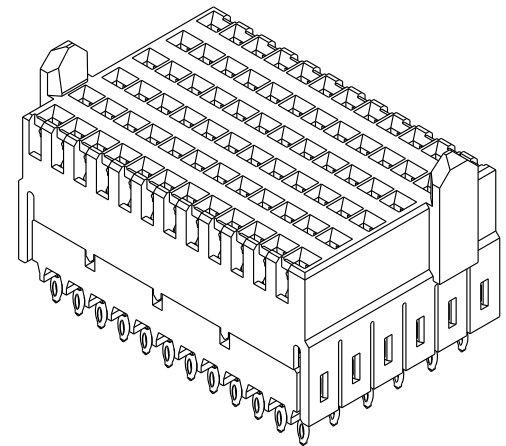
1

2

3

4

PRODUCT NUMBER	PRESS-FIT TAIL PLATING TYPE
10052829-101	TIN/LEAD ALLOY OVER NICKEL
10052829-101LF	TIN OVER NICKEL (LEAD FREE)



NOTES:

- 1. CONNECTOR MATERIALS:
HOUSING: HIGH TEMP THERMOPLASTIC, NATURAL, UL94V-0
IMLA PLASTIC: HIGH TEMP THERMOPLASTIC, BLACK, UL94V-0
CONTACT: COPPER ALLOY
- 2. CONTACT PLATING:
SEPARABLE INTERFACE:
PERFORMANCE-BASED PLATING, QUALIFIED TO MEET THE REQUIREMENTS OF FCI PRODUCT SPECIFICATION GS-12-239, INCLUDING TELCORDIA GR-1217-CORE (NOVEMBER 1995) CENTRAL OFFICE.
PRESS-FIT TAILS: SEE TABLE
- 3. PRODUCT SPECIFICATION: GS-12-239
- 4. APPLICATION SPECIFICATION: GS-20-035
- 5. PRODUCT MARKING, (PART NUMBER & LOT CODE), ON THIS SURFACE
- 6. REFER TO CUSTOMER DRAWING 10035911 FOR INFORMATION REGARDING PCB LAYOUT OF POWER AND GUIDE MODULES RELATIVE TO SIGNAL MODULES
- 7. POSITION F OF ODD NUMBERED COLUMNS AND POSITION G OF EVEN NUMBERED COLUMNS CORRESPOND TO EARLY MATE HEADER PINS
- 8. THERE IS NO GROUND BUSSING WITHIN THE CONNECTOR SYSTEM
- 9. SEE CUSTOMER DRAWING 10045979 FOR INFORMATION ON PCB HOLE DIAMETER AND PLATING OPTIONS
- 10. THIS PRODUCT MEETS EUROPEAN UNION DIRECTIVES AND OTHER COUNTRY REGULATIONS AS DESCRIBED IN GS-22-008
- 11. THE HOUSING WILL WITHSTAND EXPOSURE TO 260°C PEAK TEMPERATURE FOR 40 SECONDS IN A CONVECTION, INFRA-RED OR VAPOR PHASE REFLOW OVEN
- 12. PACKAGING MEETS GS-14-920 LEAD FREE LABELING SPECIFICATION



Copyright FCI.

REV F - 2006-04-17

	title AirMax VS VERT RECPT ASSY PRESS-FIT, 72 POSITION, 12mm	dwg no 10052829	Rev. A
	catalog no -	CUSTOMER	sheet 4 of 4