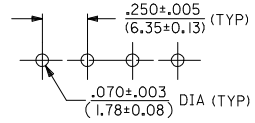


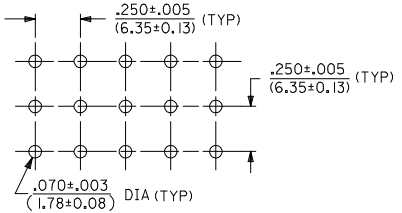
SEE CHARTS FOR "B" DIMENSION

P.C. BOARD MOUNTING DIMENSIONS

2, 3, & 4 POSITION HEADER ASSEMBLIES



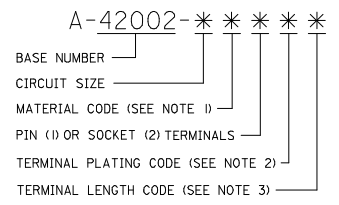
6, 9, 12 & 15 POSITION HEADER ASSEMBLIES



NOTES:

- MATERIAL CODES:
 A = NYLON (PA66), UL94V-2, COLOUR: NATURAL
 C = POLYESTER (PBT), UL94V-0, COLOR: NATURAL(WHITE)
 D = NYLON (PA66), UL94V-2, COLOR: BLACK
- PLATING CODES: A = ES-88-P921
 140 Min(3.5M) MIN 240 Min(6M) MAX OVERALL TIN HOT-DIPPED
- TERMINAL LENGTH CODES:
 1 = TERMINAL FOR .062/(1.57) THICK PC BOARD
- DIMENSIONS ARE FOR REFERENCE ONLY UNLESS INDICATED OTHERWISE
- HEADER ASSEMBLY HOUSING MATE WITH:
 PLUG HOUSINGS, .084/(2.13) DIA, SERIES 42021
- CONTACTS ARE ON .250/(6.35) GRID CENTERLINE SPACING
- REFER PACKAGING SPECIFICATION
 - PK-43255-001 FOR 2,3 & 4 CIRCUIT
 - PK-43255-003 FOR 6,9,12 & 15 CIRCUIT

LEGEND:



RoHS COMPLIANT

REMOVED SERIES 36757 EC NO: Z016-0114 DRWN:SS06 CHKD: APPR: SHMARG 2016/05/20 2016/08/30	QUALITY SYMBOLS	GENERAL TOLERANCES (UNLESS SPECIFIED)		DIMENSION STYLE IN/MM		SCALE NTS	DESIGN UNITS INCH	THIRD ANGLE PROJECTION
	▽=0	4 PLACES ±---	±---	mm	INCH	DRAWN BY SSUDHIR DATE 2004/06/08		TITLE
	▽=0	3 PLACES ±---	±0.010			CHECKED BY GJLOWE DATE 2004/06/08		HEADER HOUSING ASSEMBLY .084/(2.13) DIA, SERIES WITHOUT POLARISING PEG
	▽=0	2 PLACES ±0.25	±0.014			APPROVED BY GJLOWE DATE 2004/06/08		molex
		1 PLACE ±0.36	±---	ANGULAR ±1/2°		MATERIAL NO.		DOCUMENT NO.
		0 PLACE ±---	±---	DRAFT WHERE APPLICABLE MUST REMAIN WITHIN DIMENSIONS		SEE CHART		SDA-42002-*****
D6				SIZE A2		THIS DRAWING CONTAINS INFORMATION THAT IS PROPRIETARY TO MOLEX INCORPORATED AND SHOULD NOT BE USED WITHOUT WRITTEN PERMISSION		SHEET NO. 1 OF 2

PART NO.	ENG. NO.	CIRCUIT SIZE	MATERIAL (SEE NOTE 1)	HOUSING PART NO.	PLATING (SEE NOTE 2)	TERMINAL PART NO.	*B* DIM ±.015
10-84-4020	A-42002-2A1A1	2	A	42002-2A	A	42005-P921A	.17/(4,3)
10-84-5020	A-42002-2C1A1		C	42002-2C	A	42005-P921A	
10-84-4022	A-42002-2A2A1		A	42002-2A	A	42006-P921A	
10-84-5021	A-42002-2C2A1		C	42002-2C	A	42006-P921A	
367590101	36759-0101		D	366480042	A	42005-P921A	
367590141	36759-0141		D	366480042	A	42006-P921A	
10-84-4030	A-42002-3A1A1	3	A	42002-3A	A	42005-P921A	.17/(4,3)
10-84-5030	A-42002-3C1A1		C	42002-3C	A	42005-P921A	
10-84-4032	A-42002-3A2A1		A	42002-3A	A	42006-P921A	
10-84-5031	A-42002-3C2A1		C	42002-3C	A	42006-P921A	
367590102	36759-0102		D	366480043	A	42005-P921A	
367590142	36759-0142		D	366480043	A	42006-P921A	
10-84-4040	A-42002-4A1A1	4	A	42002-4A	A	42005-P921A	.17/(4,3)
10-84-5040	A-42002-4C1A1		C	42002-4C	A	42005-P921A	
10-84-4042	A-42002-4A2A1		A	42002-4A	A	42006-P921A	
10-84-5041	A-42002-4C2A1		C	42002-4C	A	42006-P921A	
367590103	36759-0103		D	366480044	A	42005-P921A	
367590143	36759-0143		D	366480044	A	42006-P921A	
10-84-4060	A-42002-6A1A1	6	A	42002-6A	A	42005-P921A	.17/(4,3)
10-84-5060	A-42002-6C1A1		C	42002-6C	A	42005-P921A	
10-84-4062	A-42002-6A2A1		A	42002-6A	A	42006-P921A	
10-84-5061	A-42002-6C2A1		C	42002-6C	A	42006-P921A	
367590104	36759-0104		D	366480045	A	42005-P921A	
367590144	36759-0144		D	366480045	A	42006-P921A	
10-84-4090	A-42002-9A1A1	9	A	42002-9A	A	42005-P921A	.17/(4,3)
10-84-5090	A-42002-9C1A1		C	42002-9C	A	42005-P921A	
10-84-4092	A-42002-9A2A1		A	42002-9A	A	42006-P921A	
10-84-5091	A-42002-9C2A1		C	42002-9C	A	42006-P921A	
367590105	36759-0105		D	366480046	A	42005-P921A	
367590145	36759-0145		D	366480046	A	42006-P921A	
10-84-4120	A-42002-12A1A1	12	A	42002-12A	A	42005-P921A	.17/(4,3)
10-84-5120	A-42002-12C1A1		C	42002-12C	A	42005-P921A	
10-84-4122	A-42002-12A2A1		A	42002-12A	A	42006-P921A	
10-84-5121	A-42002-12C2A1		C	42002-12C	A	42006-P921A	
367590106	36759-0106		D	366480047	A	42005-P921A	
367590146	36759-0146		D	366480047	A	42006-P921A	
10-84-4150	A-42002-15A1A1	15	A	42002-15A	A	42005-P921A	.17/(4,3)
10-84-5150	A-42002-15C1A1		C	42002-15C	A	42005-P921A	
10-84-4152	A-42002-15A2A1		A	42002-15A	A	42006-P921A	
10-84-5151	A-42002-15C2A1		C	42002-15C	A	42006-P921A	
367590107	36759-0107		D	366480048	A	42005-P921A	
367590147	36759-0147		D	366480048	A	42006-P921A	

RoHS COMPLIANT

REMOVED SERIES 36757 EC NO: 2016-0714 DRW: N5306 CHKD: APPR: SHARG 2016/05/20 2016/08/30 D6	QUALITY SYMBOLS ▽=0 ▽=0 ▽=0	GENERAL TOLERANCES (UNLESS SPECIFIED) mm INCH 4 PLACES ± --- ± --- 3 PLACES ± --- ± 0.010 2 PLACES ± 0.25 ± 0.014 1 PLACE ± 0.36 ± --- 0 PLACE ± --- ± --- ANGULAR ± 1/2° DRAFT WHERE APPLICABLE MUST REMAIN WITHIN DIMENSIONS	DIMENSION STYLE IN/MM DRAWN BY DATE SSUDHIR 2004/06/08 CHECKED BY DATE GJLOWE 2004/06/08 APPROVED BY DATE GJLOWE 2004/06/08	SCALE NTS DESIGN UNITS INCH THIRD ANGLE PROJECTION	TITLE HEADER HOUSING ASSEMBLY .084/(2.13) DIA. SERIES WITHOUT POLARISING PEG molex	DOCUMENT NO. SDA-42002-***** SHEET NO. 2 OF 2
	SEE CHART		THIS DRAWING CONTAINS INFORMATION THAT IS PROPRIETARY TO MOLEX INCORPORATED AND SHOULD NOT BE USED WITHOUT WRITTEN PERMISSION			
	MATERIAL NO.		SIZE 1			
	INCORPORATED AND SHOULD NOT BE USED WITHOUT WRITTEN PERMISSION					