


# Series 0906 by PRECI-DIP

## Spring Loaded Pin Contact

Solder tail with hollow piston and beryllium copper spring



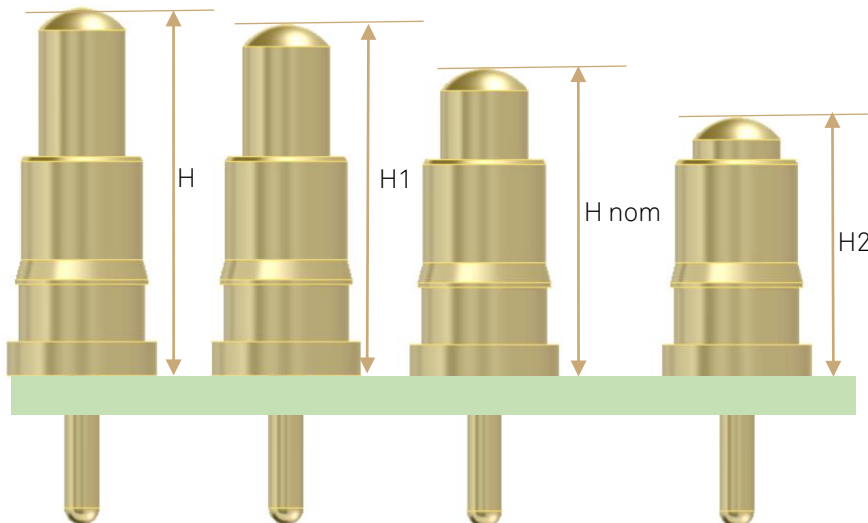
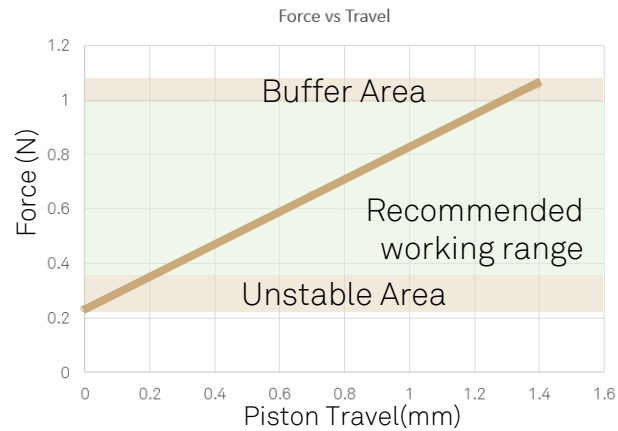
preci-dip

### Spring Characteristic

Initial above PCB height : H  
Maximum stroke : 1.4 mm

Recommended working range from H1 To H2

F init = 0.25 N @ H init  
F1 = 0.3 N @ H1  
F nom = 0.6 N @ H nom  
F2 = 1.2 N @ H2



### Technical Characteristic

#### MATERIAL

Piston and Barrel : Brass, 0.5 μm / 20μ” Gold plated over Nickel  
Spring : Becu, 0.25 μm / 10 μ” Gold plated over Nickel Flash

#### ELECTRICAL

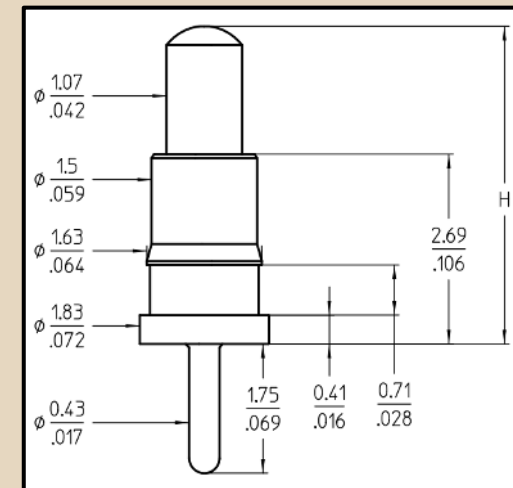
Rated current : 2A continuous in static mode  
Contact Resistance: 20 mOhm

#### MECHANICAL

Rigid hollow piston design only use in static applications. ([see brochure](#))  
For dynamic applications, use Multi-Finger Clip Design (Series 0900-CLIP)  
More than 100.000 cycles on recommended working range

#### ENVIRONMENTAL

Operating temperature : -55°C to + 125°C



Standard Tolerances :	
Lengths	±0,15mm ±.006"
Diameters:	±0.05 ±.002
Angles:	±2°

### Ordering information

	H (mm / inch)	H1 (mm/inch)	Hnom (mm / inch)	H2 (mm/inch)
0906-1	4.5 / .177	4.3 / 0.169	3.8 / 0.149	3.2 / 0.125
0906-2	5.0 / .197	4.8 / 0.189	4.3 / 0.169	3.7 / 0.145
0906-3	5.5 / .217	5.3 / 0.208	4.8 / 0.189	4.2 / 0.165
0906-4	6.0 / .236	5.8 / 0.228	5.3 / 0.208	4.7 / 0.185

Bulk	: 0906-X-AS
T &R Packaging	: 0906-X-02