



PZD22B2V4C-AU ~ PZD22B75C-AU Series

SILICON ZENER DIODE

Voltage 2.4~75 V **Power** 200 mW

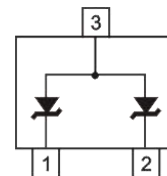
Features

- Planar Die construction
- Ideally Suited for Automated Assembly Processes
- AEC-Q101 qualified
- Lead free in compliance with EU RoHS 2.0
- Green molding compound as per IEC 61249 standard

Mechanical Data

- Case: SOT-323 Package
- Terminals: Solderable per MIL-STD-750, Method 2026
- Approx. Weight: 0.0002 ounces, 0.005 grams

SOT-323



Maximum Ratings and Thermal Characteristics ($T_A = 25^\circ\text{C}$ unless otherwise noted)

PARAMETER	SYMBOL	LIMIT	UNITS
Peak Pulse Power Dissipation at $T_A = 25^\circ\text{C}$	$P_D^{(1)}$	200	mW
Typical Thermal Resistance Junction to Ambient	$R_{\theta JA}^{(2)}$	540	$^\circ\text{C/W}$
Operating Junction Temperature Range	T_J	-55~150	$^\circ\text{C}$
Storage Temperature Range	T_{STG}	-55~150	$^\circ\text{C}$



PZD22B2V4C-AU ~ PZD22B75C-AU Series

Electrical Characteristics ($T_A = 25^\circ\text{C}$ unless otherwise noted)

Part Number	Nominal Zener Voltage				Nominal Zener Impedance				Max. Reverse Leakage Current		Marking Code
	$V_Z@I_{ZT}$				$Z_{ZT}@I_{ZT}$		$Z_{ZK}@I_{ZK}$		$I_R@V_R$		
	Nom. V	Min. V	Max. V	mA	Ω	mA	Ω	mA	μA	V	
PZD22B2V4C-AU	2.4	2.28	2.52	5	100	5	600	1	50	1	AFH
PZD22B2V7C-AU	2.7	2.57	2.84	5	100	5	600	1	20	1	BFH
PZD22B3V0C-AU	3	2.85	3.15	5	95	5	600	1	10	1	CFH
PZD22B3V3C-AU	3.3	3.13	3.47	5	95	5	600	1	5	1	DFH
PZD22B3V6C-AU	3.6	3.42	3.78	5	90	5	600	1	5	1	EFH
PZD22B3V9C-AU	3.9	3.70	4.1	5	90	5	600	1	3	1	FFH
PZD22B4V3C-AU	4.3	4.08	4.52	5	88	5	600	1	3	1	HFH
PZD22B4V7C-AU	4.7	4.46	4.94	5	70	5	500	1	3	2	IFH
PZD22B5V1C-AU	5.1	4.84	5.36	5	50	5	480	1	2	2	JFH
PZD22B5V6C-AU	5.6	5.32	5.88	5	25	5	400	1	1	2	KFH
PZD22B6V2C-AU	6.2	5.89	6.51	5	10	5	150	1	3	4	LFH
PZD22B6V8C-AU	6.8	6.46	7.14	5	8	5	80	1	2	4	MFH
PZD22B7V5C-AU	7.5	7.12	7.88	5	7	5	80	1	0.1	5	NFH
PZD22B8V2C-AU	8.2	7.79	8.61	5	7	5	80	1	0.1	6	PFH
PZD22B8V7C-AU	8.7	8.26	9.14	5	9	5	100	1	0.1	6.5	RFH
PZD22B9V1C-AU	9.1	8.64	9.56	5	10	5	100	1	0.1	7	SFH
PZD22B10C-AU	10	9.5	10.5	5	15	5	150	1	0.1	7.5	TFH
PZD22B11C-AU	11	10.45	11.55	5	18	5	150	1	0.1	8.5	UFH
PZD22B12C-AU	12	11.4	12.6	5	22	5	150	1	0.1	9	VFH
PZD22B13C-AU	13	12.35	13.65	5	25	5	170	1	0.1	10	WFH
PZD22B14C-AU	14	13.3	14.7	5	28	5	170	1	0.1	10.5	XFH
PZD22B15C-AU	15	14.25	15.75	5	32	5	200	1	0.1	11	YFH
PZD22B16C-AU	16	15.2	16.8	5	36	5	200	1	0.1	12	ZFH
PZD22B17C-AU	17	16.15	17.85	5	39	5	200	1	0.1	13	2FH
PZD22B18C-AU	18	17.1	18.9	5	42	5	225	1	0.1	14	3FH
PZD22B20C-AU	20	19	21	5	48	5	225	1	0.1	15	4FH
PZD22B22C-AU	22	20.9	23.1	5	55	5	250	1	0.1	17	6FH
PZD22B24C-AU	24	22.8	25.2	5	62	5	250	1	0.1	18	7FH
PZD22B27C-AU	27	25.65	28.35	5	70	5	300	1	0.1	20	9FH
PZD22B28C-AU	28	26.6	29.4	5	74	5	300	1	0.1	22	AHH



PZD22B2V4C-AU ~ PZD22B75C-AU Series

Electrical Characteristics ($T_A = 25^\circ\text{C}$ unless otherwise noted)

Part Number	Nominal Zener Voltage				Nominal Zener Impedance				Max. Reverse Leakage Current		Marking Code
	$V_Z@I_{ZT}$				$Z_{ZT}@I_{ZT}$		$Z_{ZK}@I_{ZK}$		$I_R@V_R$		
	Nom. V	Min. V	Max. V	mA	Ω	mA	Ω	mA	μA	V	
PZD22B30C-AU	30	28.5	31.5	5	78	5	300	1	0.1	22.5	BHH
PZD22B33C-AU	33	31.35	34.65	5	88	5	325	1	0.1	25	CHH
PZD22B36C-AU	36	34.2	37.8	5	95	5	350	1	0.1	27	DHH
PZD22B39C-AU	39	37.05	40.95	5	130	5	350	1	0.1	29	EHH
PZD22B43C-AU	43	40.85	45.15	5	150	5	375	1	0.1	32	FHH
PZD22B47C-AU	47	44.65	49.35	5	170	5	375	1	0.1	35	HHH
PZD22B51C-AU	51	48.45	53.55	5	180	5	400	1	0.1	38	IHH
PZD22B56C-AU	56	53.2	58.8	2.5	200	2.5	1000	1	0.1	42	JHH
PZD22B62C-AU	62	58.9	65.1	2.5	225	2.5	1000	1	0.1	46	KHH
PZD22B68C-AU	68	64.6	71.4	2.5	240	2.5	1000	1	0.1	51	LHH
PZD22B75C-AU	75	71.25	78.75	2.5	265	2.5	1000	1	0.1	56	MHH

NOTES:

1. Mounted on a 5mm^2 copper pads to each terminal.
2. Mounted on a FR-4 PCB, single-sided copper, mini pad .



PZD22B2V4C-AU ~ PZD22B75C-AU Series

TYPICAL CHARACTERISTIC CURVES

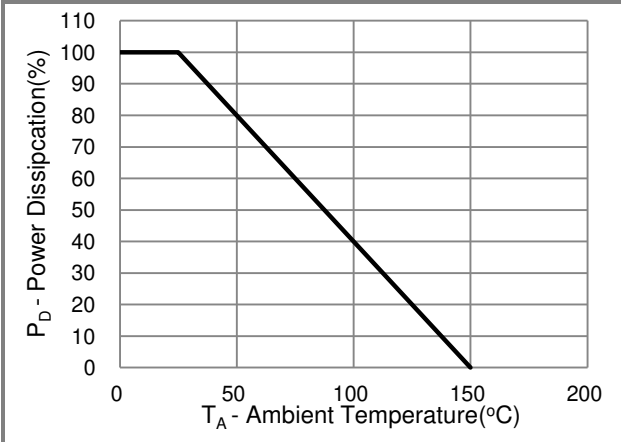


Fig.1 Power Rating Curve

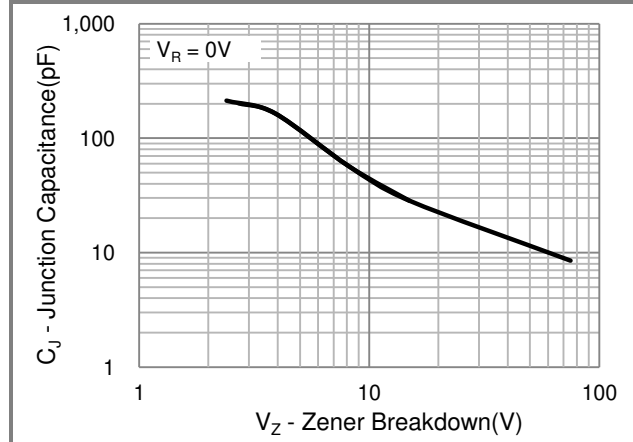


Fig.2 Typical Junction Capacitance

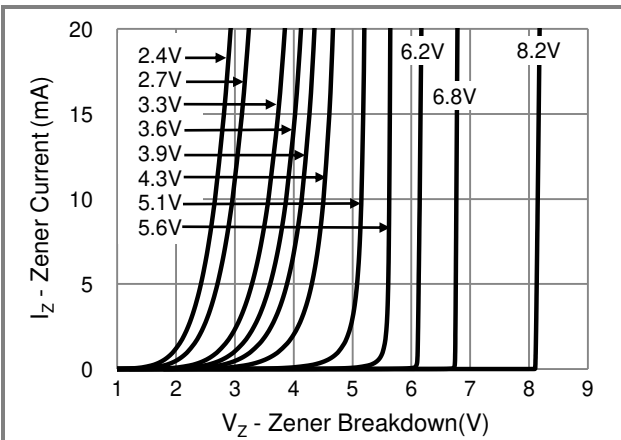


Fig.3 Typical Zener Breakdown

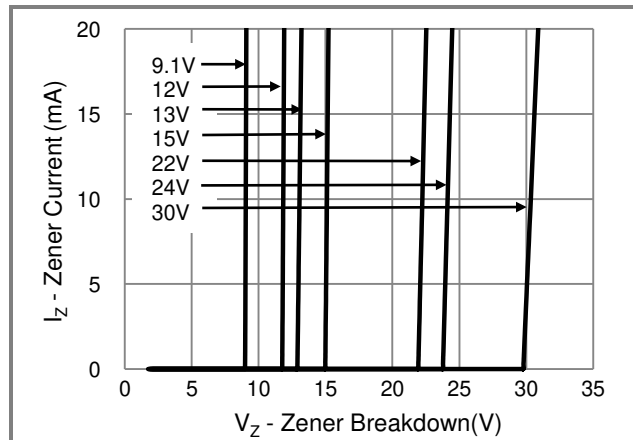


Fig.4 Typical Zener Breakdown

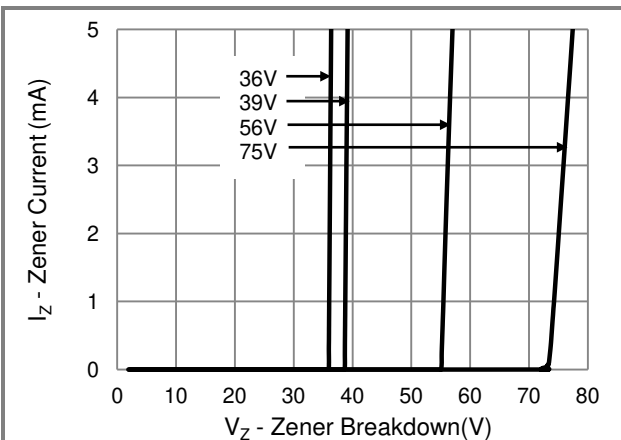


Fig.5 Typical Zener Breakdown

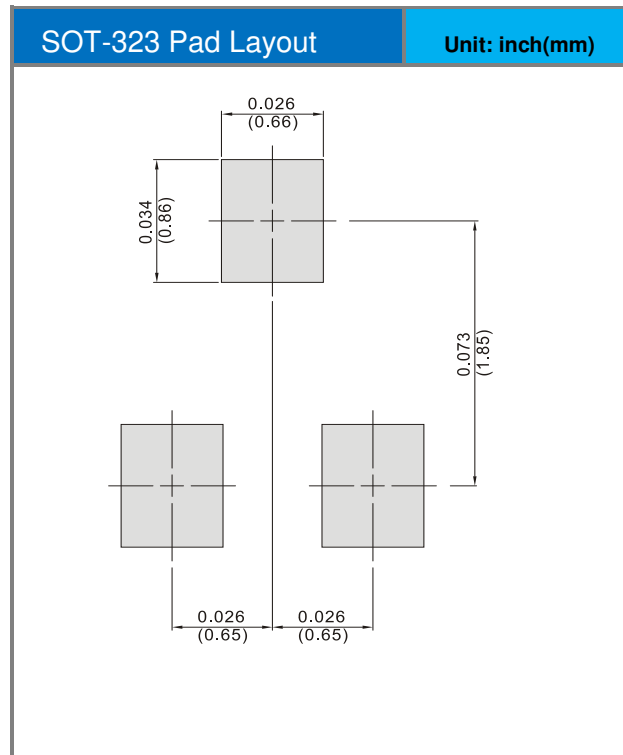
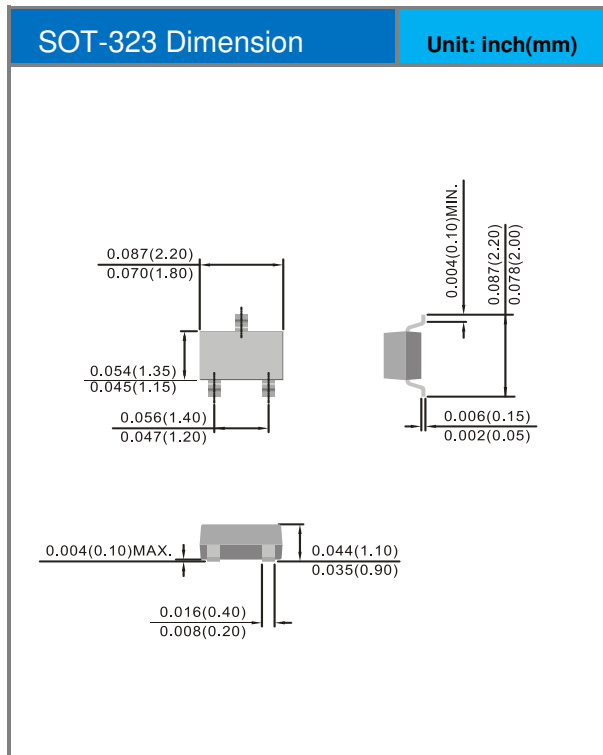


PZD22B2V4C-AU ~ PZD22B75C-AU Series

Part No Packing Code Version

Part No Packing Code	Package Type	Packing Type	Marking	Version
PZD22Bxxxx-AU_R1_000A1	SOT-323	3K / 7" Reel	See Table	Halogen free

Packaging Information & Mounting Pad Layout





PZD22B2V4C-AU ~ PZD22B75C-AU Series

Disclaimer

- Reproducing and modifying information of the document is prohibited without permission from Panjit International Inc..
- Panjit International Inc. reserves the rights to make changes of the content herein the document anytime without notification. Please refer to our website for the latest document.
- Panjit International Inc. disclaims any and all liability arising out of the application or use of any product including damages incidentally and consequentially occurred.
- Panjit International Inc. does not assume any and all implied warranties, including warranties of fitness for particular purpose, non-infringement and merchantability.
- Applications shown on the herein document are examples of standard use and operation. Customers are responsible in comprehending the suitable use in particular applications. Panjit International Inc. makes no representation or warranty that such applications will be suitable for the specified use without further testing or modification.
- The products shown herein are not designed and authorized for equipments relating to human life and for any applications concerning life-saving or life-sustaining, such as medical instruments, aerospace machinery et cetera. Customers using or selling these products for use in such applications do so at their own risk and agree to fully indemnify Panjit International Inc. for any damages resulting from such improper use or sale.
- Since Panjit uses lot number as the tracking base, please provide the lot number for tracking when complaining.