



RoHS  **356 Series** Lead-Free 3AB, Slow-Blow Fuse


### Agency Approvals

Agency	Agency File Number	Ampere Range
	E67006	1A - 10A
		200mA - 10A

### Description

The 3AB special type cartridge fuse for protection of high voltage and surge tolerant applications.

### Features

- Only available in cartridge format.
- Pluggable into clips or shocksafe holders.
- RoHS compliant and lead free.



### Applications

- Used as supplementary protection in appliance or utilization equipment to provide individual protection for components or internal circuits

### Electrical Characteristics

% of Ampere Rating	Ampere Rating	Opening Time
150%	0.2 - 10	1 Hour, Minimum
250%		15 Mins, Maximum
400%		0.15 Sec. Min., 2 Sec Max.
1000%		0.01 Sec. Min., 0.3 Sec Max.

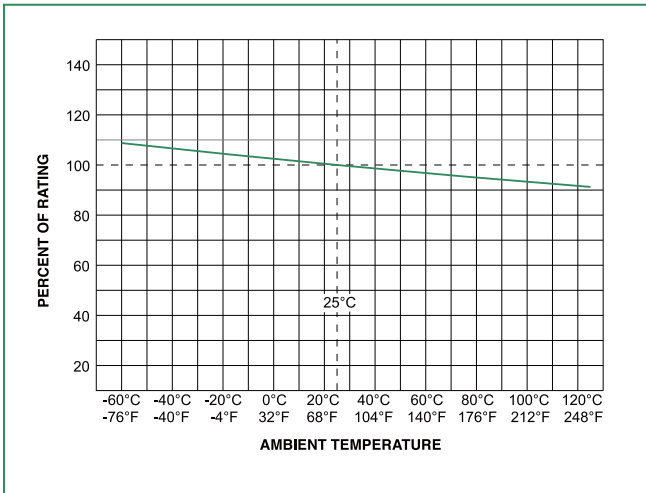
### Electrical Characteristics

Amp Code	Amp Rating	Voltage Rating	Interrupting Rating	Nominal Resistance Cold Ohms (Ohms)	Melting Integral 10xIn Min. (A2Sec.)	Voltage Drop at Rated Current Max. (mV)	Power Dissipation 1.5xIn Max. (W)	Agency Approvals	
									
0200	0.2	440	1000A @ 440VAC**	7.1200	0.140	1800	1.1		x
0400	0.4	440		1.9500	0.160	1200	1.5		x
0500	0.5	440		1.6520	0.530	1100	1.6		x
06300	0.63	440		0.9050	2.000	800	1.7		x
0800	0.8	440		0.6100	3.100	700	1.7		x
1100	1	440		0.3300	4.400	500	1.8	x	x
1125	1.25	440		0.1660	3.100	350	1.8	x	x
1160	1.6	440		0.1470	8.30	320	1.8	x	x
1200	2	440		0.1050	9.20	270	2.0	x	x
1250	2.5	440		0.0525	22.0	250	2.3	x	x
1315	3.15	440		0.0463	36.0	230	2.4	x	x
1400	4	440		0.0300	62.0	200	2.6	x	x
1500*	5	440		0.0260	91.0	180	3.0	x	x
1630*	6.3	440		0.0157	130.0	150	3.2	x	x
1800*	8	440		0.0109	240.0	140	3.8	x	x
2100*	10	440		0.0076	510.0	120	4.0	x	x

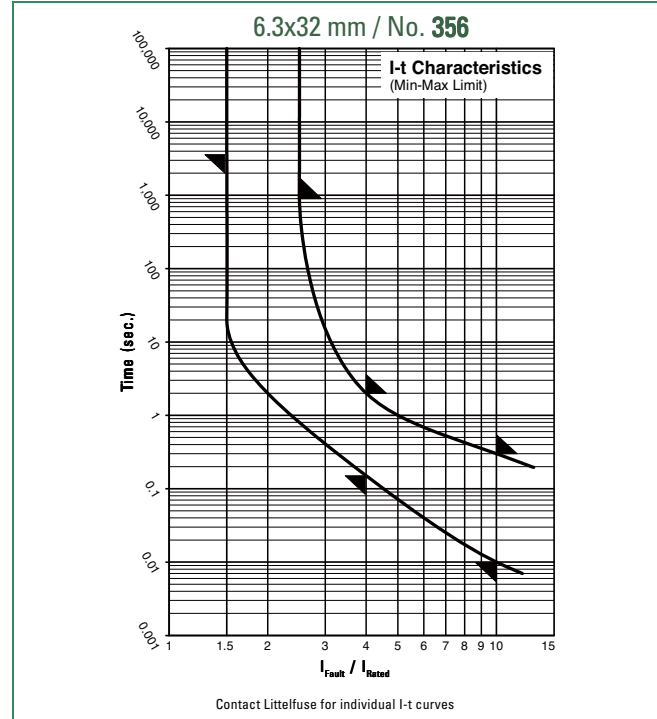
\* Depending on the application and mounting, the fuse heating at max. ambient temperature in a closed fuseholder should be considered.

\*\* 50-60Hz, PF=1.0.

### Temperature Derating Curve



### Average Time Current Curves

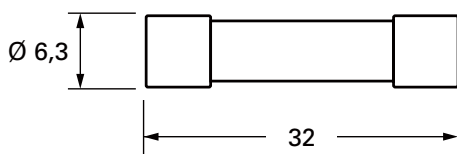


### Product Characteristics

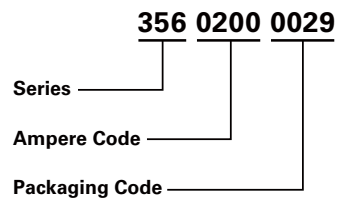
<b>Materials</b>	Tube: Ceramic End Caps: Nickel plated brass
<b>Climatic Category</b>	-25°C to 70°C / 21days (EN 60068-1...3)
<b>Vibration Resistance</b>	24 cycles at 15 min. each (EN 60068-2-6) 10 - 60 Hz at 0.75mm amplitude 60 - 2000 Hz at 10g acceleration
<b>Product Marking</b>	Brand Logo, T, Current Rating, 440V, Approval

<b>Operating Temperature</b>	-25°C to 70°C
<b>Stock Conditions</b>	-10°C to 60°C relative humidity ≤ 75% yearly average without dew, maximum value for 30 days - 95%
<b>Solderability</b>	260°C ≤ 3 sec. (Wave) 350°C ≤ 1 sec. (Hand)
<b>Soldering Heat Resistance</b>	260°C 10 sec. (IEC 68-2-20)

### Dimensions



### Part Numbering System



### Packaging

002: Pack (100 pcs.)