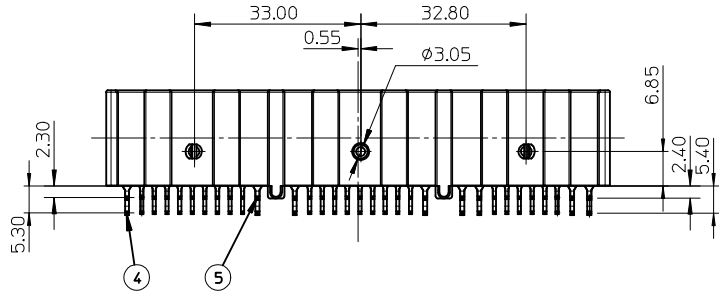
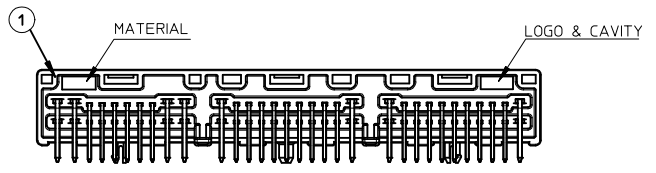
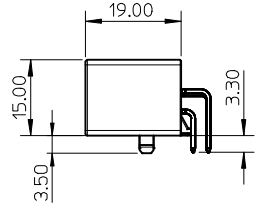
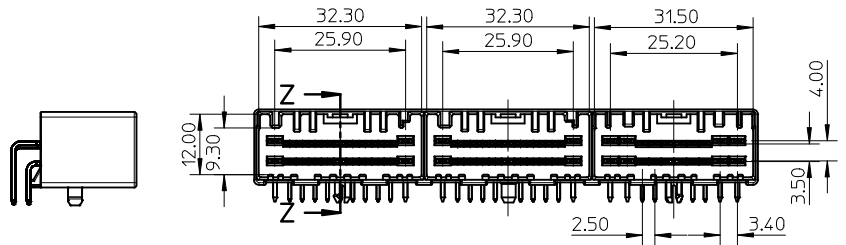
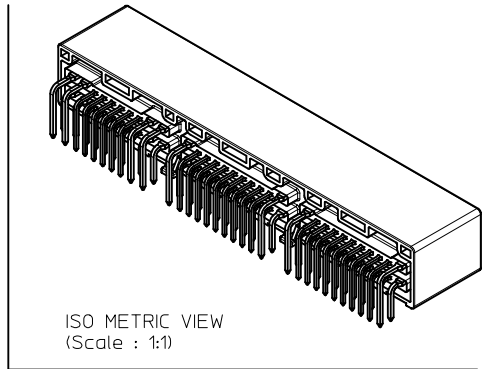
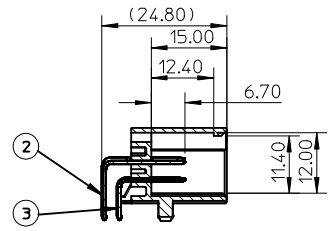
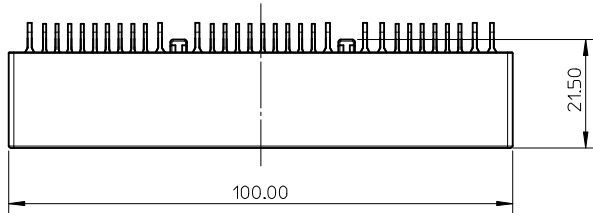


10 9 8 7 6 5 4 3 2 1

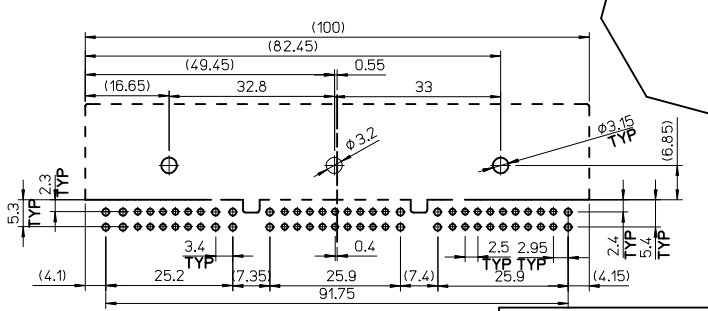


NOTES

- 1. APPLICABLE FEMALE HOUSING : 104213-2011, 104213-2211, 104213-2221
- 2. GENERAL TOLERANCE : SEE TABLE
- 3. PCB THICKNESS : 1.6 (REFERENCE)

NO	DESCRIPTION	MATERIAL	FINISH		Q'TY
			SOLDER SIDE	CONTACT SIDE	
1	025 060 HEADER HOUSING 64P	PBT-GF30	-	-	1
2	025 MALE TERMINAL - L	BRASS	SELECTIVE TIN (POST)	PRE-TIN	24
3	025 MALE TERMINAL - S	BRASS	SELECTIVE TIN (POST)	PRE-TIN	24
4	060 MALE TERMINAL - L	BRASS	SELECTIVE TIN (POST)	PRE-TIN	8
5	060 MALE TERMINAL - S	BRASS	SELECTIVE TIN (POST)	PRE-TIN	8

PCB LAYOUT (MNT SIDE)_RECOMMENDED



General Tolerance : +0.05

ENTER DESCRIPTION
 EC NO: KTR2015-0077
 DRWN: JWK1M02 2015/05/14
 CHKD:
 APPR: JYCH01 2015/05/15

QUALITY SYMBOLS	DESCRIPTION
$F_{\Delta} = 0$	
$F_{\square} = 0$	
$F_{\nabla} = 0$	

GENERAL TOLERANCES (UNLESS SPECIFIED)	
mm	INCH
4 PLACES ± ---	± ---
3 PLACES ± ---	± ---
2 PLACES ± 0.25	± ---
1 PLACE ± 0.3	± ---
0 PLACE ± ---	± ---
ANGULAR ± 1 °	
DRAFT WHERE APPLICABLE MUST REMAIN WITHIN DIMENSIONS	

DIMENSION STYLE	
MM ONLY	
DRAWN BY	DATE
JWK1M02	2015/05/14
CHECKED BY	DATE
BCYOON	
APPROVED BY	DATE
JYCH01	2015/05/15
MATERIAL NO.	
SEE NOTE	
SIZE	
A3	

MATERIAL NO	ORDER NO	COLOR
1042126411	104212-6411	BLACK

TITLE: 025 060 HEADER ASSY 64P (R/A TYPE)

molex

DOCUMENT NO. SD-104212-001 SHEET NO. 1 OF 1

THIS DRAWING CONTAINS INFORMATION THAT IS PROPRIETARY TO MOLEX INCORPORATED AND SHOULD NOT BE USED WITHOUT WRITTEN PERMISSION

9 8 7 6 5 4 3 2 1