


SMMP TO 65 GHZ

SMMP Ganged Cable: GC47

Mates With:
GPPC



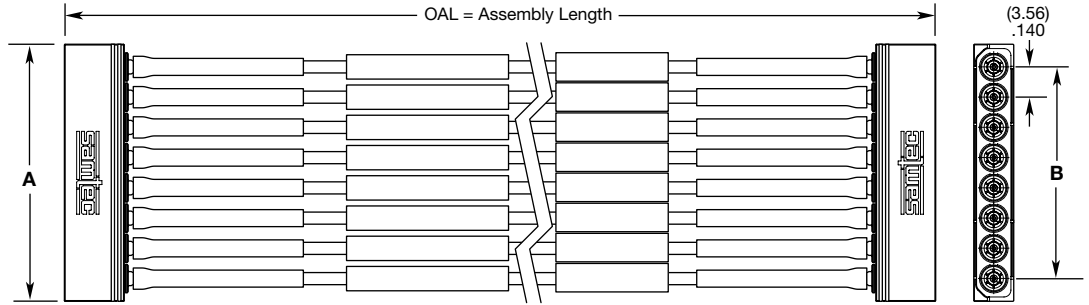
GC47	-	NO. OF ROWS	-	NO. OF POSITIONS	-	ASSEMBLY LENGTH
------	---	-------------	---	------------------	---	-----------------

-1

-02, -04,
-06, -08, -10

-“XXXX”

= Assembly Length
in millimeters
0152 mm min.



GC47-1-08-XXXX SHOWN

NO. OF POSITIONS	A	B
-02	(8.89) .350	(3.56) .140
-04	(16.00) .630	(10.67) .420
-06	(22.10) .870	(17.78) .700
-08	(30.23) 1.190	(24.89) .980
-10	(37.34) 1.470	(32.00) 1.260

Notes:

Cable lengths longer than 1000 mm (39.37") are not supported with S.I. test data.

Some sizes, styles and options are non-standard, non-returnable.

SMMP Ganged Block: GPPC

Mates With:
GC47



GPPC	-	GENDER	-	1	-	NO. OF POSITIONS	-	PLATING	-	ST	-	TERMINATION	-	1N
------	---	--------	---	---	---	------------------	---	---------	---	----	---	-------------	---	----

-PF
= Plug
Full Detent

-PS
= Plug
Smooth Bore

-PC
= Catcher Mitt
(-SL only)

-02,
-04, -06,
-08, -10
(Per Row)

-EG
= 50 μ" (1.27 μm)
heavy Gold
center contact,
10 μ" (0.25 μm)
extra Gold
outer body
(-EM only)

-HG
= 30 μ" (0.76 μm)
Gold center
contact,
10 μ" (0.25 μm)
Gold outer body
(-SL only)

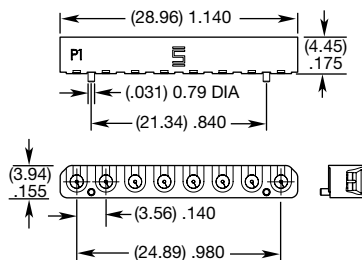
-EM
= Edge Mount

-SL
= Stub Latch
(8 positions only)

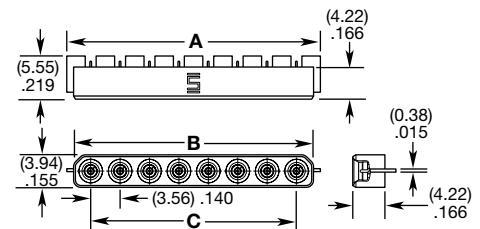
Leave blank
for -SL

NO. OF POSITIONS	A	B	C
-02	(9.35) .368	(7.70) .303	(3.56) .140
-04	(16.46) .648	(14.81) .583	(10.67) .420
-06	(23.57) .928	(21.92) .863	(17.78) .700
-08	(30.68) 1.208	(29.03) 1.143	(24.89) .980
-10	(37.80) 1.488	(36.14) 1.423	(32.00) 1.260

-PC & -SL
PRELIMINARY



GPPC-PS-1-08-HG-ST-SL SHOWN



GPPC-PS-1-08-EG-ST-EM-1N SHOWN

IN DEVELOPMENT

Compression Mount
Contact RFGroup@samtec.com

Notes:

Some sizes, styles and options are non-standard, non-returnable.