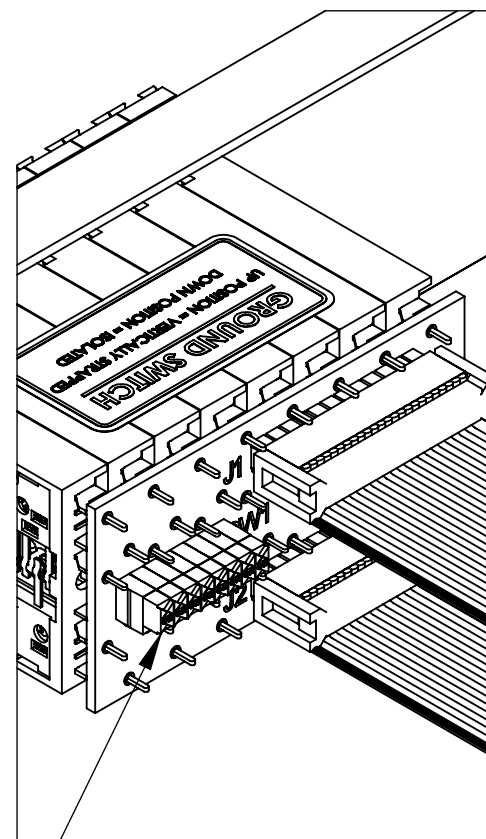
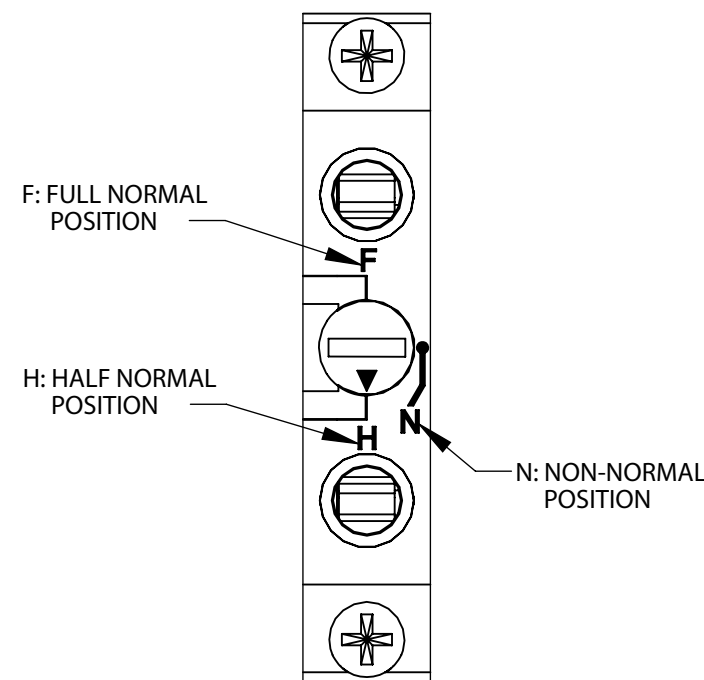


DB25 WIRING CHART			
JACK (CHANNEL)	TIP (HOT)	RING (COLD)	SLEEVE (GROUND)
1	24	12	25
2	10	23	11
3	21	9	22
4	7	20	8
5	18	6	19
6	4	17	5
7	15	3	16
8	1	14	2

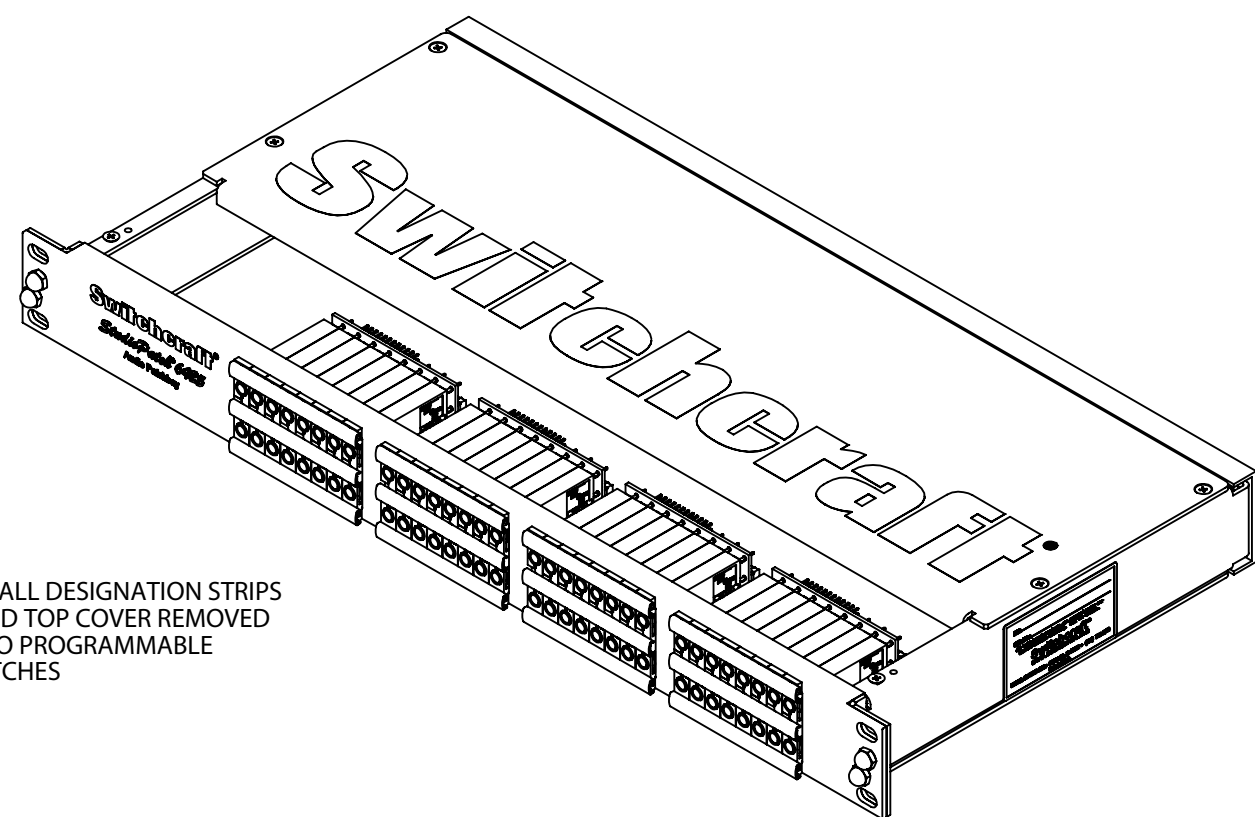


VIEW 1
INSIDE UNIT WITH
TOP COVER REMOVED

PROGRAMMABLE GROUND SWITCHES
UP POSITION = VERTICALLY STRAPPED
DOWN POSITION = ISOLATED



DETAIL B
NORMALLING POSITIONS



SHOWN WITH ALL DESIGNATION STRIPS
ATTACHED AND TOP COVER REMOVED
FOR ACCESS TO PROGRAMMABLE
GROUND SWITCHES

NOTES

- ALL DIMENSIONS FOR REFERENCE ONLY
- CHASSIS IS BLUE ANODIZED ALUMINUM WITH WHITE LASER ETCHED TEXT AND ARTWORK
- DESIGNATION STRIPS SHIPPED UNASSEMBLED
- THIS PRODUCT IS RoHS COMPLIANT

PRELIMINARY

CUSTOMER DRAWING

						THIS DRAWING DESCRIBES A DESIGN CONSIDERED PROPRIETARY IN NATURE, DEVELOPED AND MANUFACTURED BY SWITCHCRAFT INC. AND IS RELEASED ON A CONFIDENTIAL BASIS FOR IDENTIFICATION PURPOSES ONLY.												
						UNLESS OTHERWISE SPECIFIED												
						1. ALL DIMENSIONS IN INCHES												
						- TWO PLACE DECIMALS ±0.02												
						- THREE PLACE DECIMALS ±0.005												
*	*	*	*	*														
REV	ECO NUMBER	DATE	BY	APVD														
REVISIONS						DO NOT SCALE DRAWING												
						SIZE *					WIDTH *		MULT *		LBS/M *		TEMPER *	
						FINISH SPEC No.												

SolidWorks CAD File

