

Feed-through terminal, Screw connection, Mounting type: Mounting rail TS 35/7.5 and TS 32, Rated cross-section: 35 mm², Width: 16 mm, Colour: Blue

RAL: Ähnlich 5005

Business data

Article number	1494.5
Article name	RK 35/IS BU
GTIN (EAN)	4044211045289
Packaging unit	20
Quantity unit	PC
Weight per piece (not including packaging)	57.2 g
Weight per piece (including packaging)	60.2 g
Unit of weight	G
Customs number	85369010
Country of origin	DE
Prio-Article	1494.2
Product description	Feed-through terminal

Data sheet

1494.5 RK 35/IS BU

Technical data

Dimensions

Length	58 mm
Width	16 mm
Height TS 35/7.5	71.5 mm
Height TS 32	76 mm

Ratings

Rated voltage	800 V
Rated current	125 A
Rated cross-section	35 mm ²
Rated impulse voltage	8 kV
Overvoltage category	III
Contamination degree	3
Maximum power dissipation for nominal condition	4 W

Connection data

Connection principle	Screw connection
Connection position	Lateral
Connections	2
Number of terminals per level	2
Number of levels	1
Wire cross-section single-core (rigid) / stranded, min.	2.5 mm ²
Wire cross-section single core (rigid)/stranded, max.	50 mm ²
Wire cross-section stranded, min.	2.5 mm ²
Wire cross-section stranded, max.	35 mm ²
Wire cross-section stranded with wire-end ferrules, min.	2.5 mm ²
Wire cross-section stranded with wire-end ferrules, max.	35 mm ²
Wire cross-section AWG, min.	12
Wire cross-section AWG, max.	2
Stripping length	20 mm
Screw head	Inner hex (Allen)
Screw threading	M 6
Tightening torque, min.	2.5 Nm
Tightening torque, max.	5 Nm

Data sheet

1494.5 RK 35/IS BU

Technical data

Materials

Insulation housing	Polyamide 6.6
Flammability class UL 94	V-2
Working temperature, min.	-40 °C
Working temperature, max.	105 °C

Further technical data

Mounting type	Mounting rail TS 35/7.5 and TS 32
Gauge plug acc. to EN 60 947-1	B9
Number of cross-connection channels	1
End plate required	✓

Environmental Product Compliance

REACH Conform	Yes
REACH Reference date	2022-06-10
REACH Candidate Substance Note	No
RoHS Conform	Yes

Approvals

Standards and regulations

EAC approval	TR ZU 004/2011
--------------	----------------

EAC approval granted	yes
----------------------	-----

CSA approval

CSA approval	C22.2 No 158
--------------	--------------

CSA approval granted	yes
----------------------	-----

CSA Usegroup C: rated voltage	600 V
-------------------------------	-------

CSA Usegroup C: rated current	100 A
-------------------------------	-------

CSA wire cross-section AWG, min.	12
----------------------------------	----

CSA wire cross-section AWG, max.	2
----------------------------------	---

CSA stripping length	20 mm
----------------------	-------

CSA torque, max.	5 Nm
------------------	------

CSA torque, min.	2.5 Nm
------------------	--------

CSA File Number	042110_0_000
-----------------	--------------

KEMA KEUR approval

KEMA KEUR approval	EN 60947-7-1:2009
--------------------	-------------------

KEMA KEUR approval granted	yes
----------------------------	-----

KEMA rated voltage	800 V
--------------------	-------

KEMA rated current	125 A
--------------------	-------

KEMA rated impulse voltage	8 kV
----------------------------	------

KEMA wire cross-section single core (rigid), min.	2.5 mm ²
---	---------------------

KEMA wire cross-section single-core (rigid), max.	50 mm ²
---	--------------------

KEMA wire cross-section stranded, min.	2.5 mm ²
--	---------------------

KEMA wire cross-section stranded, max.	35 mm ²
--	--------------------

Approvals

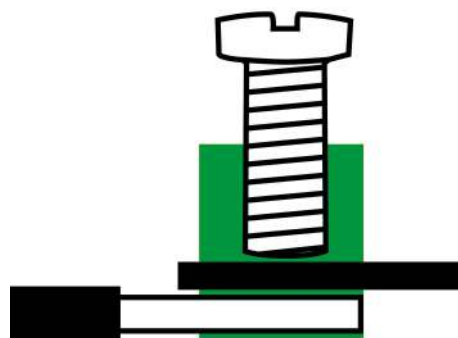

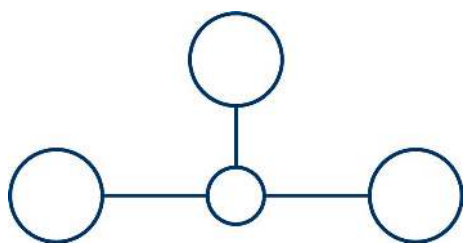
UL Recognized

UL approval	UL 1059
UL Usegroup C: rated voltage	600 V
UL Usegroup C: rated current	110 A
UL wire cross-section single-core (rigid) AWG, min.	12
UL wire cross-section single-core (rigid) AWG, max.	2
UL wire cross-section stranded AWG, min.	12
UL wire cross-section stranded AWG, max.	2
UL torque	22 Lb In
UL wire material	Cu
UL factory wiring	1
UL field wiring	1
UL File Number	E95701
UL Recognized	1

German Lloyd approval

DNV GL Certificate number	TAE000014T
DNV GL Location Classes	Temperature: B, Humidity: B, Vibration: A
DNV GL approval granted	1
DNV GL rated cross-section	35 mm ²
DNV GL rated current	135 A
DNV GL rated voltage	750 V
DNV GL test standard	IEC 60947-7-1:2002

Media



Accessories

Cover



Cover, Length: 38 mm, Width: 12.9 mm, Colour: Yellow

Article number	Article name	GTIN (EAN)	Packaging unit
<u>2820.0</u>	AD 1/16/B YE	4044211055462	20 ST



Cover, Length: 37.3 mm, Width: 16 mm, Colour: White

Article number	Article name	GTIN (EAN)	Packaging unit
<u>2970.0</u>	AD 1/16 WH	4044211056995	20 ST

End plate



End plate, Width: 1.5 mm, Colour: Beige

Article number	Article name	GTIN (EAN)	Packaging unit
<u>2116.2</u>	AP 35 BG	4044211049317	20


End stop



End stop, Mounting type: Mounting rail TS 35/7.5, Width: 9.5 mm, Colour: Beige

Article number	Article name	GTIN (EAN)	Packaging unit
<u>2828.0</u>	ES 35/K/ST BG	4044211055547	50


Quick marking



Terminal marker / Pocket Maxicard, Length: 5 mm, Width: 6 mm, Colour: White

Article number	Article name	GTIN (EAN)	Packaging unit
<u>4702.7</u>	PMC SB 6/50 WH	4044211089986	500 ST

Partition plate



Partition plate, Width: 1.5 mm, Colour: Beige

Article number	Article name	GTIN (EAN)	Packaging unit
<u>2117.2</u>	TW 35 BG	4044211049355	20