

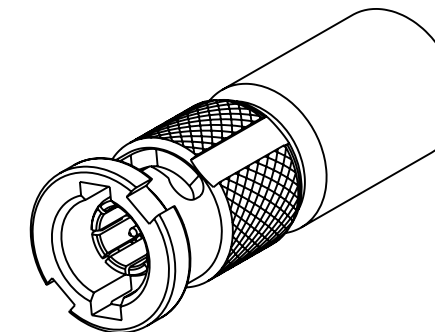
NOTES:

1. MATERIALS AND FINISHES:
 BODY - BRASS, GOLD PLATING
 OUTER BODY - BeCu, GOLD PLATING
 BAYONET SLEEVE - BRASS, NICKEL PLATING
 CONTACT - BeCu, GOLD PLATING
 INSULATOR - PTFE, NATURAL
2. ELECTRICAL:
 A. IMPEDANCE: 75 OHM
 B. FREQUENCY RANGE: DC - 3 GHz
 C. RETURN LOSS : -30 dB MIN AT 3 GHz
3. MECHANICAL:
 A. DURABILITY: 500 CYCLES MIN.
 B. TEMPERATURE RANGE: -65° C TO +165° C
4. HIGH DENSITY INSTALLATION/REMOVAL TOOL: 227-T2000-1694A.
5. PACKAGING:
 A. QUANTITY: SINGLE PACK
 B. MARKING: BAG TO BE MARKED
 "AMPHENOL RF, APH-HDBNCP-T, AND DATE CODE"

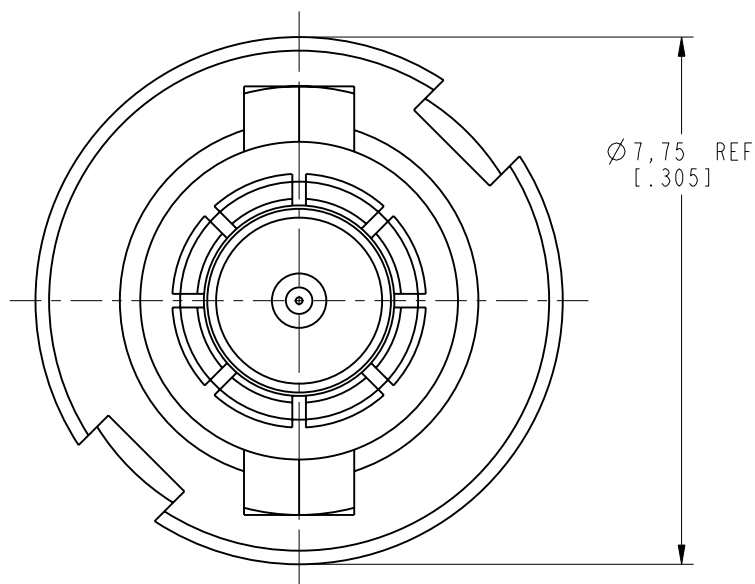
THIRD ANGLE PROJ.

REVISIONS

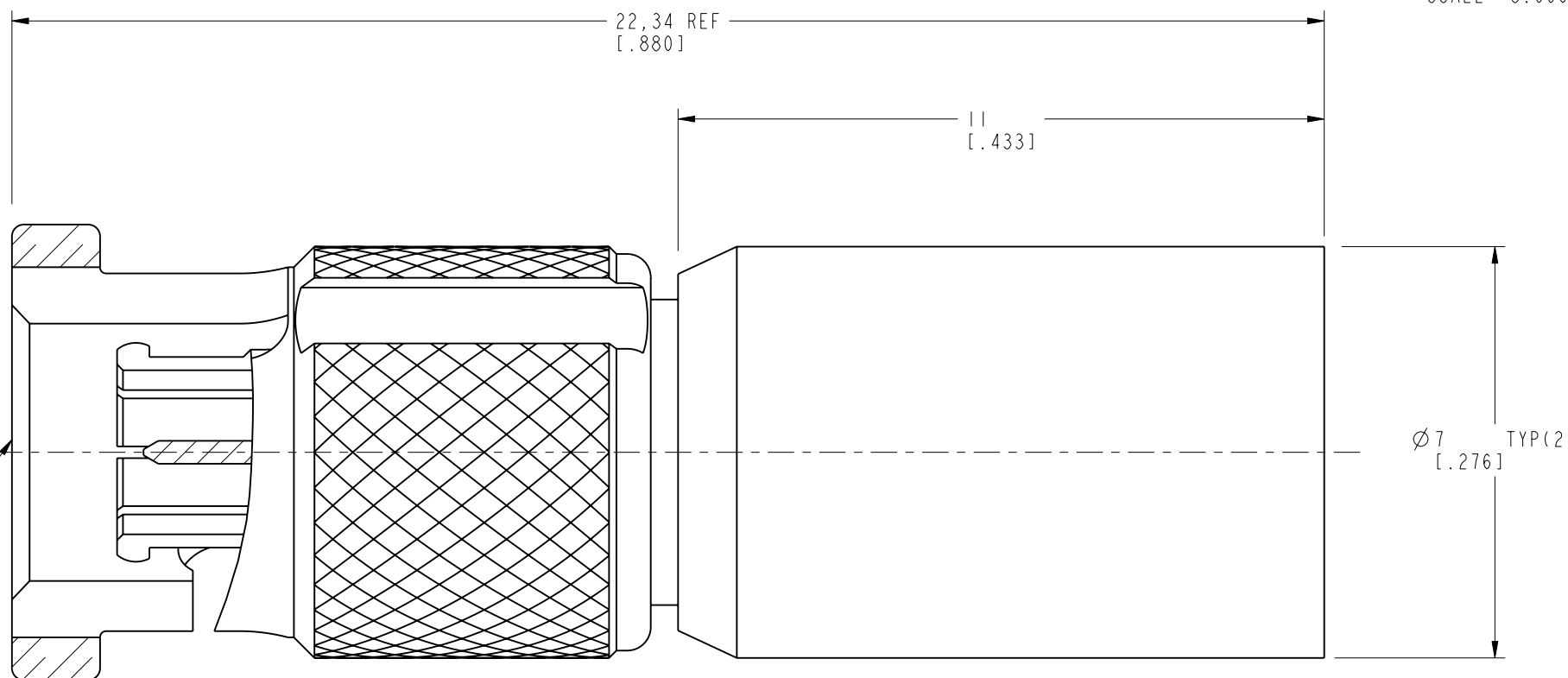
REV	DESCRIPTION	DATE	ECO	APPR
A	RELEASE TO MFG.	14-Oct-10	48098	NMV
B	OUTER BODY STRUCTURE UPDATING \RD-DMI4061701S2	16-Jun-14	50072	MR
C	NOTE 4 IN SHEET 1 WAS CHANGED	7-Aug-18	08804	SH



SCALE 3.000



INTERFACE PER
349-50820
SERIES: HD-BNC PLUG



CUSTOMER OUTLINE DRAWING

ALL OTHER SHEETS ARE FOR INTERNAL USE ONLY

UNLESS OTHERWISE SPECIFIED, DIMENSIONS ARE IN METRIC AND TOLERANCES ARE:
 <0.5mm ±0.05mm 0.5 - 6mm ±0.1mm 6 - 30mm ±0.2mm 30 - 120mm ±0.3mm ANGLES ±1°

NOTICE - These drawings, specifications, or other data (1) are, and remain the property of Amphenol corp. (2) must be returned upon request; and (3) are confidential and not to be disclosed to any person other than those to whom they are given by Amphenol Corp. the furnishing of these drawings, specifications, or other data by Amphenol Corp., or to any other person to anyone for any purpose is not to be regarded by implication or otherwise in any manner licensing, granting rights to permitting such holder or any other person to manufacture, use or sell any product, process or design, patented or otherwise, that may in any way be related to or disclosed by said drawings, specifications, or other data.

MATERIAL SEE NOTES	DRAWN W. ZENG	DATE 9-Aug-18	TITLE HD-BNC, PLUG TERMINATION		Amphenol RF www.amphenolrf.com	
REFERENCE EAR # 3969	ENGINEER NISCHIT MV	DATE 11-Mar-10				
CONFIGURATION LEVEL: In Work	APPROVED S. HSIEH	DATE 10-Aug-18	SCALE: 9.0:1.0	SHEET 2 OF 2	DRAWING NO. APH-HDBNCP-T	ITEM NO. APH-HDBNCP-T
FINISH	CAD FILE		DWG SIZE B	REV C	PART NO. APH-HDBNCP-T	