


CotoMOS® C774S

The C774S features current switching capability to 80/60mA with a low on resistance of 30/50Ω Maximum. Designed for Security, Measurement and Instrumentation applications the CotoMOS® relay is capable of handling 400V load conditions. If your requirements are different please contact your Coto Applications Engineer for assistance through www.cotorelay.com.

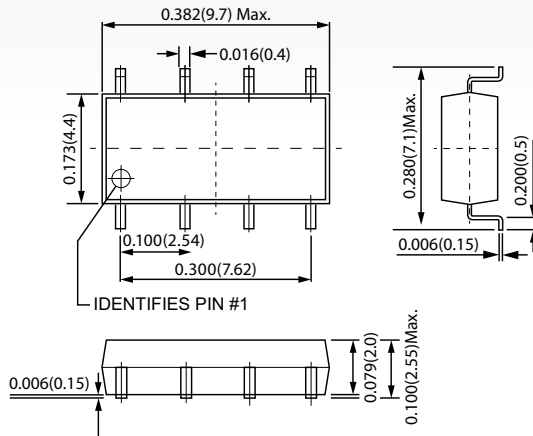


C774S Features

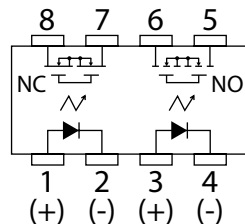
- ▶ Contact Form: 1A+1B
- ▶ Load Voltage: 400V Maximum
- ▶ Operation LED Current: 3.0mA Maximum
- ▶ Load Current: 80mA Maximum (NO) 60mA Maximum (NC)
- ▶ On-Resistance: 30Ω Maximum (NO) 50Ω Maximum (NC)
- ▶ Output Capacitance: 115pF Typical (NO) 165pF Typical (NC)
- ▶ Low Off-State Leakage Current: 1.0μ A Maximum (NO) 10μA Maximum (NC)

DIMENSIONS

in Inches (Millimeters)



TERMINAL IDENTIFICATION



1,3: Anode (LED)
2,4: Cathode (LED)

5,6,7,8: Drain (MOSFET)

C774S MAXIMUM RATINGS (Ambient Temperature: 25°C)

Parameters	Symbol	Units	Value
INPUT SPECIFICATIONS			
Continuous LED Current	I _F	mA	50
Peak LED Current	I _{FP}	mA	500
LED Reverse Voltage	V _R	V	5
Input Power Dissipation	P _{in}	mW	75
OUTPUT SPECIFICATIONS			
Load Voltage	V _L	V (AC peak or DC)	400
Load Current	I _L	mA	80 (NO) / 60 (NC)
Peak Load Current	I _{Peak}	A	0.4
Output Power Dissipation	P _{Out}	mW	400
RELAY SPECIFICATIONS			
Total Power Dissipation	P _T	mW	450
I/O Breakdown Voltage	V _{I/O}	V _{rms}	1500
Operating Temperature	T _{opr}	°C	-40 ~ +85
Storage Temperature	T _{stg}	°C	-40 ~ +100

C774S ELECTRICAL SPECIFICATIONS (Ambient Temperature: 25°C)

Parameters	Symbol	Test Conditions	Units	Min	Typ	Max
INPUT						
LED Forward Voltage	V _F	I _F =10mA	V	1.0		1.5
Operation LED Current	I _{F On}		mA		0.9	3.0
Recovery LED Voltage	V _{F Off}		V	0.5		
OUTPUT						
On-Resistance Drain to Drain	R _{On}	I _F =5mA (NO), I _F =0mA (NC), I _L =Rating Time to flow is within 1 sec.	Ω		24 (NO) 30 (NC)	30 (NO) 50 (NC)
Off-State Leakage Current	I _{Leak}	I _F =0mA (NO), I _F =5mA (NC), V _L =400V	μA			1 (NO) 10 (NC)
Output Capacitance	C _{Out}	I _F =0mA (NO), I _F =5mA (NC) V _L =0V, f=1MHz	pF		115 (NO) 165 (NC)	
TRANSMISSION						
Operate Time	T _{On} (NO) T _{Off} (NC)	I _F =0mA → 5mA (NC), I _L =Rating	ms		0.25 (NO) 0.5 (NC)	2.0
Recovery Time	T _{Off} (NO) T _{On} (NC)	I _F =0mA → 5mA (NC), I _L =50mA	ms		0.05	1.0
COUPLED						
I/O Insulation Resistance	R _{I/O}		Ω	10 ⁹		
I/O Capacitance	C _{I/O}	f=1MHz	pF		1.3	

Environmental Ratings:

Operating Temp: -40°C to +85°C; Storage Temp: -40 to +100 C.
All electrical parameters measured at 25° C unless otherwise specified.