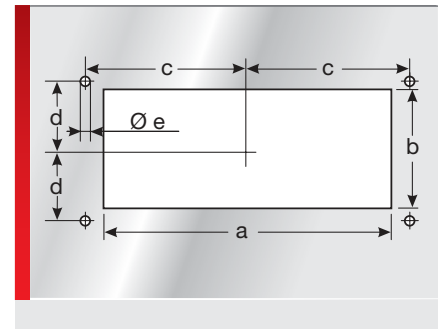
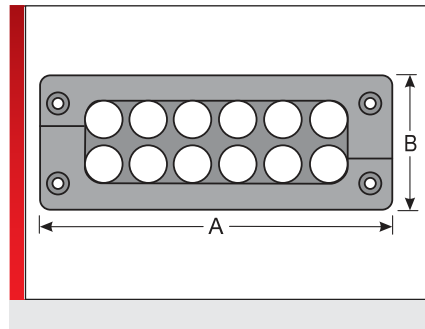


Type KDL/D cable entry system







KDL/C -/D -/H cable entry system






PRODUCT INFORMATION

The KDL/D cable entry system is used for inserting pre-assembled cables. The KDL/D system is a splittable system that enables the quick and simple installation of up to 48 pre-assembled cables with a high packing density in control cabinets and terminal boxes. In addition, the KDL/D system offers a very high protection class and a very robust design.

- Uninterrupted cable guidance
- Easy assembly
- Integrated strain relief
- Fits standard cut-out dimensions
- High protection class IP65
- KDL/D-R M50/4: Cut-out 50.5 mm (round)
- Matching grommet: KDT/X

SPECIFICATIONS

	Frame: Polypropylene (PP) Block: TPE
	IP 65 (with suitable grommets and cables)
	-30 – 100 °C
	V0

Type	Order No.	Colour	No. Openings Small / medium / large	Pack qty.
For standard cut-out size 24				
KDL/D 24/12	87141010	Black	12 / 0 / 0	1
KDL/D 24/9	87141022	Black	8 / 1 / 0	1
KDL/D 24/8	87141018	Black	6 / 2 / 0	1
KDL/D 24/4	87141014	Black	0 / 4 / 0	1
KDL/D 24/3	87141013	Black	0 / 1 / 2	1
For standard cut-out size 16				
KDL/D 16/8	87141026	Black	8 / 0 / 0	1
KDL/D 16/7	87141030	Black	6 / 1 / 0	1
KDL/D 16/2	87141033	Black	0 / 0 / 2	1
KDL/D 16/3	87141034	Black	0 / 3 / 0	1
For standard cut-out size 10				
KDL/D 10/6	87141038	Black	6 / 0 / 0	1
KDL/D 10/5	87141042	Black	4 / 1 / 0	1
KDL/D 10/2	87141039	Black	0 / 2 / 0	1
For standard cut-out size 6				
KDL/D 6/4	87141044	Black	4 / 0 / 0	1
special size				
KDL/D 1/6	87141048	Black	6 / 0 / 0	1
KDL/D-R M50/4	87141002	Black	4 / 0 / 0	1


Type KDL/D cable entry system

KDL/C -/D -/H cable entry system


DIMENSION TABLE

Type	Order No.	Installation height (EH) mm	A mm	B mm	a mm	b mm	c mm	d mm	e mm
For standard cut-out size 24									
KDL/D 24/12	87141010	18.00	148.00	58.00	112.00	36.00	65.00	16.00	5.50
KDL/D 24/9	87141022	18.00	148.00	58.00	112.00	36.00	65.00	16.00	5.50
KDL/D 24/8	87141018	18.00	148.00	58.00	112.00	36.00	65.00	16.00	5.50
KDL/D 24/4	87141014	18.00	148.00	58.00	112.00	36.00	65.00	16.00	5.50
KDL/D 24/3	87141013	18.00	148.00	58.00	112.00	36.00	65.00	16.00	5.50
For standard cut-out size 16									
KDL/D 16/8	87141026	18.00	121.00	58.00	86.00	36.00	51.50	16.00	5.50
KDL/D 16/7	87141030	18.00	121.00	58.00	86.00	36.00	51.50	16.00	5.50
KDL/D 16/2	87141033	18.00	121.00	58.00	86.00	36.00	51.50	16.00	5.50
KDL/D 16/3	87141034	18.00	121.00	58.00	86.00	36.00	51.50	16.00	5.50
For standard cut-out size 10									
KDL/D 10/6	87141038	18.00	101.00	58.00	65.00	36.00	41.50	16.00	5.50
KDL/D 10/5	87141042	18.00	101.00	58.00	65.00	36.00	41.50	16.00	5.50
KDL/D 10/2	87141039	18.00	101.00	58.00	65.00	36.00	41.50	16.00	5.50
For standard cut-out size 6									
KDL/D 6/4	87141044	18.00	74.00	58.00	46.00	36.00	29.00	16.00	5.50
special size									
KDL/D 1/6	87141048	18.00	148.00	38.00	112.00	17.00	65.00	16.00	5.50
KDL/D-R M50/4	87141002	18.00	62.00	62.00			23.00	23.00	5.50

MATERIAL PROPERTIES

 Frame: Polypropylene (PP)
Block: TPE

MECHANICAL PROPERTIES


 **Protection class**
IP 65 (with suitable grommets and cables)

Type KDL/D cable entry system

THERMAL PROPERTIES

 **Temperature / temperature range**
-30 – 100 °C

FIRE BEHAVIOUR

 **Fire classification**
V0

APPROVALS AND OPERATING PERMITS

 **cURus approval**

TECHNICAL INFORMATION

 **LABS free**

 **UV-resistant**

CONFORMITY

 **RoHS (EC Directive 202/95/EC)**

GENERAL INFORMATION

 **Made in Germany**

All details given in our sales material prospectuses and catalogues as well as the information available online are based on our current knowledge of the products described.

The electronic data and files made available by Murrplastik, particularly CAD files are based on our current knowledge of the product described.

A legally binding assurance of certain properties or the suitability for a certain purpose can not be determined from this information.

All information with respect to the chemical and physical properties of Murrplastik products as well as application advice given verbally, in writing or by tests, is given to the best of our knowledge.

This does not free the purchaser of carrying out their own inspections and tests in order to determine the suitability of a product for a specific purpose.

Murrplastik accepts no responsibility for the available information being up-to-date, correct or complete. Neither do we accept responsibility for the quality of this information.

Murrplastik accepts no liability for damage caused as a result of using our products.

Murrplastik reserves the right to make technical changes and improvements through constant further development of products and services.

Our General Terms and Conditions apply.

© Murrplastik Systemtechnik GmbH • proID_57679~20170611~890287~KDH_KDL_D