

Electronic housing - ME 35 UTG TBUS GN - 2709545

Please be informed that the data shown in this PDF Document is generated from our Online Catalog. Please find the complete data in the user's documentation. Our General Terms of Use for Downloads are valid (<http://download.phoenixcontact.com>)



Lower part of housing, 35 mm wide, housing closed, fully assembled, without bus connector.

Product Features

- ✓ Tool-free mounting
- ✓ Gold contacts for data transmission and power supply (125 V, 8 A)
- ✓ Low design width with a high number of positions
- ✓ When a device is unplugged from the system as a whole, the signal chain is not interrupted# Supply via standard MINI COMBICON plug
- ✓ Large assembly area
- ✓ ME...TBUS connector with 5 parallel contacts can be snapped onto DIN rails to save space
- ✓ Same PCB geometry for all design widths
- ✓ Recessed labeling areas
- ✓ Fast mounting on DIN rails according to EN 60715
- ✓ Inflammability class V0 according to UL 94
- ✓ Cost savings thanks to easy device production
- ✓ Material and part identification embossed on the housing (recyclability)
- ✓ Optional BUS connection integrated in the housing, for either parallel or serial contacting
- ✓ Metal foot catch
- ✓ Functional earth ground contact (EMC) integrated in the housing base
- ✓ Electronic components can be partially removed



Key commercial data

Packing unit	1 1
Weight per Piece (excluding packing)	59.69 GRM
Custom tariff number	85472000
Country of origin	Germany

Technical data

Electronic housing - ME 35 UTG TBUS GN - 2709545

Technical data

Product type	Component housing lower part
Approval	UL Recognized
Width	35 mm
Height	114.5 mm
Depth	99 mm
Color	green (6021)
No. of pos. for cross connection	5
Type of cross connection	DIN rail bus connector
Functional earth ground contact	Integrated

Classifications

eCl@ss

eCl@ss 4.0	27180401
eCl@ss 4.1	27180401
eCl@ss 5.0	27180506
eCl@ss 5.1	27180506
eCl@ss 6.0	27180802
eCl@ss 7.0	27182702
eCl@ss 8.0	27182702

ETIM

ETIM 2.0	EC001031
ETIM 3.0	EC001031
ETIM 4.0	EC001031
ETIM 5.0	EC001031

UNSPSC

UNSPSC 6.01	31261501
UNSPSC 7.0901	31261501
UNSPSC 11	31261501
UNSPSC 12.01	31261501
UNSPSC 13.2	31261501

Approvals

Approvals

Electronic housing - ME 35 UTG TBUS GN - 2709545

Approvals


Approvals

UL Recognized

Ex Approvals

Approvals submitted

Approval details



Accessories

Accessories

Coding element

Coding star - CR-MSTB - 1734401



Coding section, inserted into the recess in the header or the inverted plug, red insulating material

Coding profile - CP-MSTB - 1734634



Coding profile, is inserted into the slot on the plug or inverted header, red insulating material

Filler plug

Electronic housing - ME 35 UTG TBUS GN - 2709545

Accessories

Electronic housing - ME B-17,5 MSTBO GN - 2906869



Filler plugs, for unoccupied terminal points

Electronic housing - ME B-17,5 MKDSO GN - 2906885



Filler plugs, for unoccupied terminal points

Mounting material

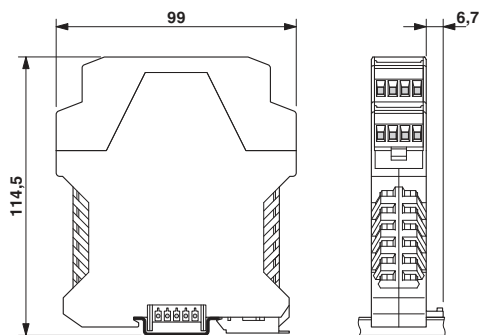
Components of electronic housing - ME-SAS - 2853899



Shield connection clamp for printed circuit terminal block

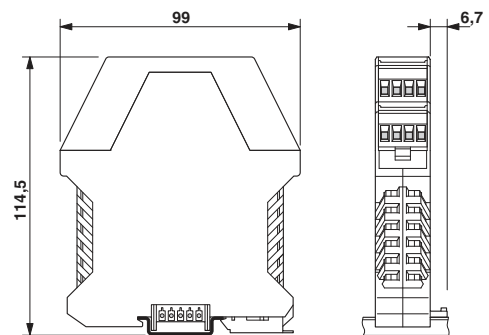
Drawings

Dimensioned drawing



Dimensions of the electronic housing
ME...TBUS... with double-level upper part

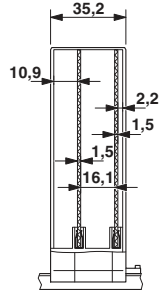
Dimensioned drawing



Dimensions of the electronic housing
ME...TBUS... with double-level upper part

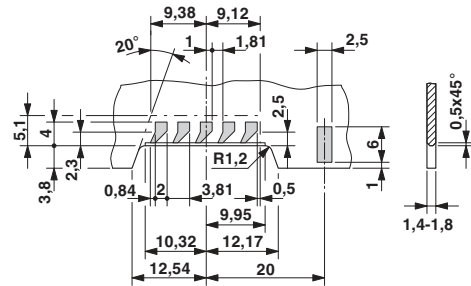
Electronic housing - ME 35 UTG TBUS GN - 2709545

Dimensioned drawing



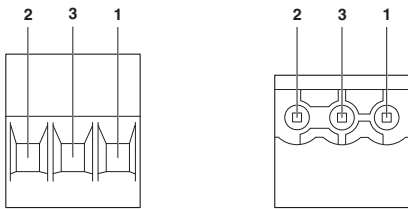
Internal housing dimensions, electronics housing ME 35 TBUS...

Dimensioned drawing



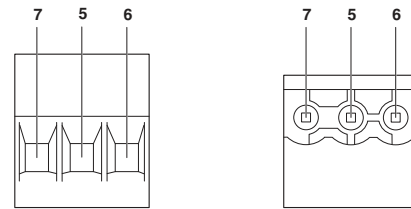
Detailed dimensional drawing of the DIN rail connector contact pads

Schematic diagram



Pin assignment left

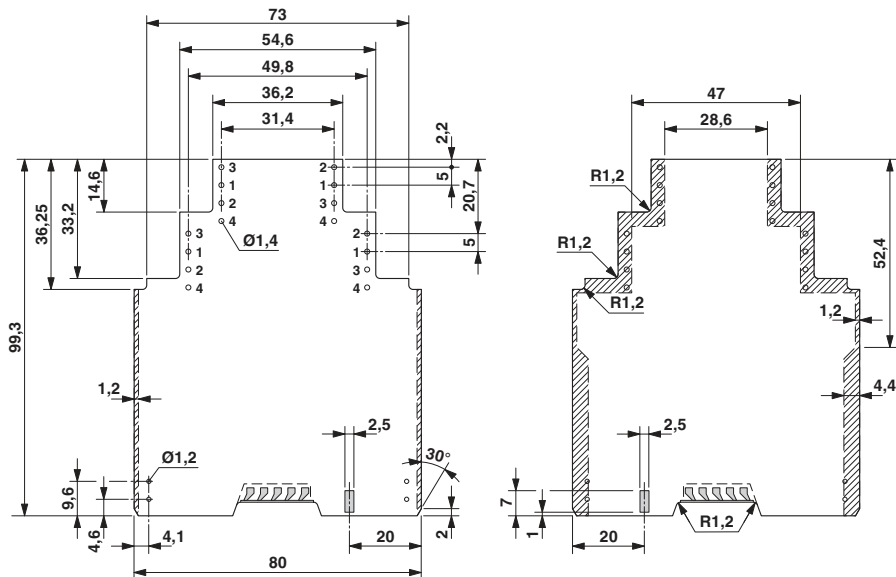
Schematic diagram



Pin assignment right

Electronic housing - ME 35 UTG TBUS GN - 2709545

Dimensioned drawing



Dimensional drawing of the ME.../TBUS printed circuit board if the double level upper part is used