



## Main

Range of Product	Telemecanique Photoelectric sensors XU
Series name	Application packaging
Electronic sensor type	Photo-electric sensor
Product Specific Application	Detection of transparent object
Sensor name	XUBT
Sensor design	Cylindrical M18
Detection system	Reflex
Material	Plastic
Line of sight type	Axial
Supply circuit type	DC
Wiring Technique	3-wire
Discrete output type	PNP
Discrete output function	1 NO or 1 NC programmable
Electrical connection	1 male connector M12, 4 pins
Emission	Coaxial polarised red reflex
[Sn] nominal sensing distance	0.00...4.59 ft (0...1.4 m) with reflector XUZ C50/ C50HP

## Complementary

Kit composition	Reflector XUZC50HP Sensor
Enclosure Material	PBT
Lens material	PMMA
Beam angle	1.5 °
Blind zone	0.00 in (0 mm)
Spot diameter	1.46 in (37 mm)
Type of output signal	Discrete
Output Type	Solid state
Status LED	Supply on 1 LED green) Stability 1 LED red) Output state 1 LED yellow)
[Us] rated supply voltage	12...24 V DC reverse polarity protection
Supply voltage limits	10...32 V DC
Switching capacity in mA	100 mA overload and short-circuit protection)
Switching frequency	1000 Hz
Maximum voltage drop	<1.5 V closed state)
Current consumption	45 mA no-load
Maximum delay first up	200 ms
Maximum delay response	500 ms
Maximum delay recovery	500 ms
Net Weight	0.10 lb(US) (0.045 kg)

The information provided in this documentation contains general descriptions and/or technical characteristics of the performance of the products contained herein. This documentation is not intended as a substitute for and is not to be used for determining suitability or reliability of these products for specific user applications. It is the duty of any such user or integrator to perform the appropriate and complete risk analysis, evaluation and testing of the products with respect to the relevant specific application or use thereof. Neither Schneider Electric Industries SAS nor any of its affiliates or subsidiaries shall be responsible or liable for misuse of the information contained herein.

## Environment

Product Certifications	CE CSA UL
Ambient Air Temperature for Operation	32...131 °F (0...55 °C)
Ambient Air Temperature for Storage	-40...158 °F (-40...70 °C)
Vibration resistance	7 gn +/- 1 mm 10...55 Hz) IEC 60068-2-6
Shock resistance	30 gn 11 ms) IEC 60068-2-27
IP degree of protection	IP65 IEC 60529 double insulation) IP67 IEC 60529 double insulation) IP69K DIN 40050 double insulation)

## Ordering and shipping details

Category	22481-SENSORS, PHOTOELECTRIC
Discount Schedule	DS2
GTIN	3389119020848
Nbr. of units in pkg.	1
Package weight(Lbs)	2.12 oz (60.0 g)
Returnability	No
Country of origin	FR

## Packing Units

Unit Type of Package 1	PCE
Package 1 Height	1.42 in (3.6 cm)
Package 1 width	2.76 in (7 cm)
Package 1 Length	5.20 in (13.2 cm)
Unit Type of Package 2	S02
Number of Units in Package 2	35
Package 2 Weight	5.39 lb(US) (2.446 kg)
Package 2 Height	5.91 in (15 cm)
Package 2 width	11.81 in (30 cm)
Package 2 Length	15.75 in (40 cm)

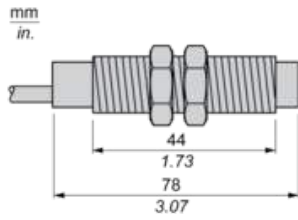
## Offer Sustainability

Sustainable offer status	Green Premium product
California proposition 65	WARNING: This product can expose you to chemicals including: Diisononyl phthalate (DINP), which is known to the State of California to cause cancer, and Di-isodecyl phthalate (DIDP), which is known to the State of California to cause birth defects or other reproductive harm. For more information go to <a href="http://www.P65Warnings.ca.gov">www.P65Warnings.ca.gov</a>
REACH Regulation	<a href="#">REACH Declaration</a>
EU RoHS Directive	Pro-active compliance (Product out of EU RoHS legal scope) <a href="#">EU RoHS Declaration</a>
Mercury free	Yes
RoHS exemption information	<a href="#">Yes</a>
Environmental Disclosure	<a href="#">Product Environmental Profile</a>
Circularity Profile	<a href="#">End Of Life Information</a>

## Contractual warranty

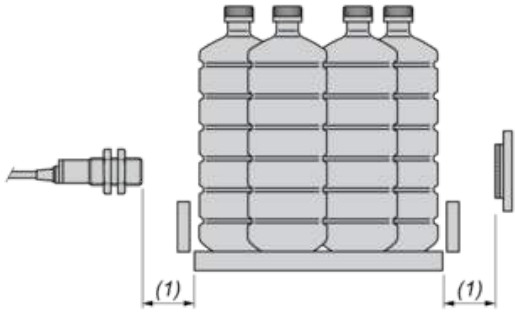
Warranty	18 months
----------	-----------

## Dimensions



## Setting-up

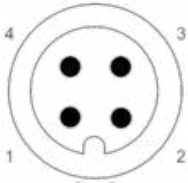
### Recommended Distances and Application Restraints



(1) Blind zone : 0 m

## Wiring Schemes

### M12 Connector



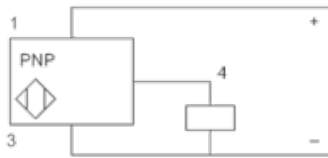
3 : (-)

1 : (+)

4 : OUT/Output

2 : Not connected

### PNP

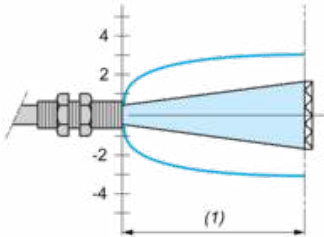


---

## Detection Curves

---

### Line of Sight Along Case Axis



$S_n \leq 1.4 \text{ m}$