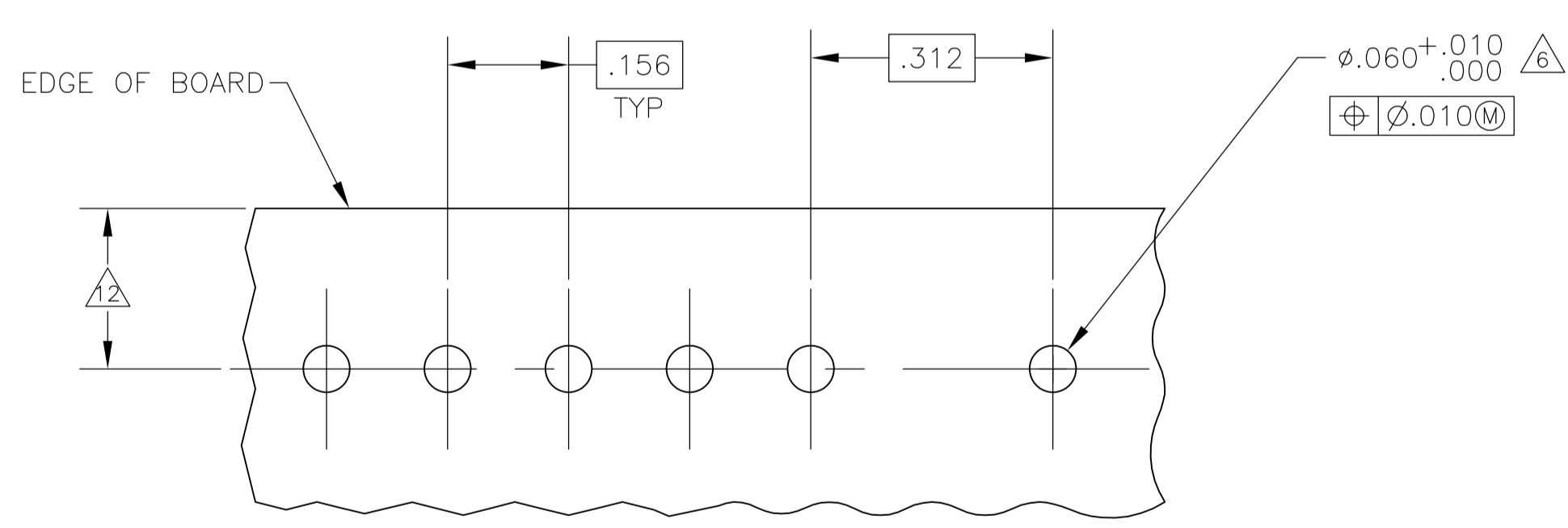
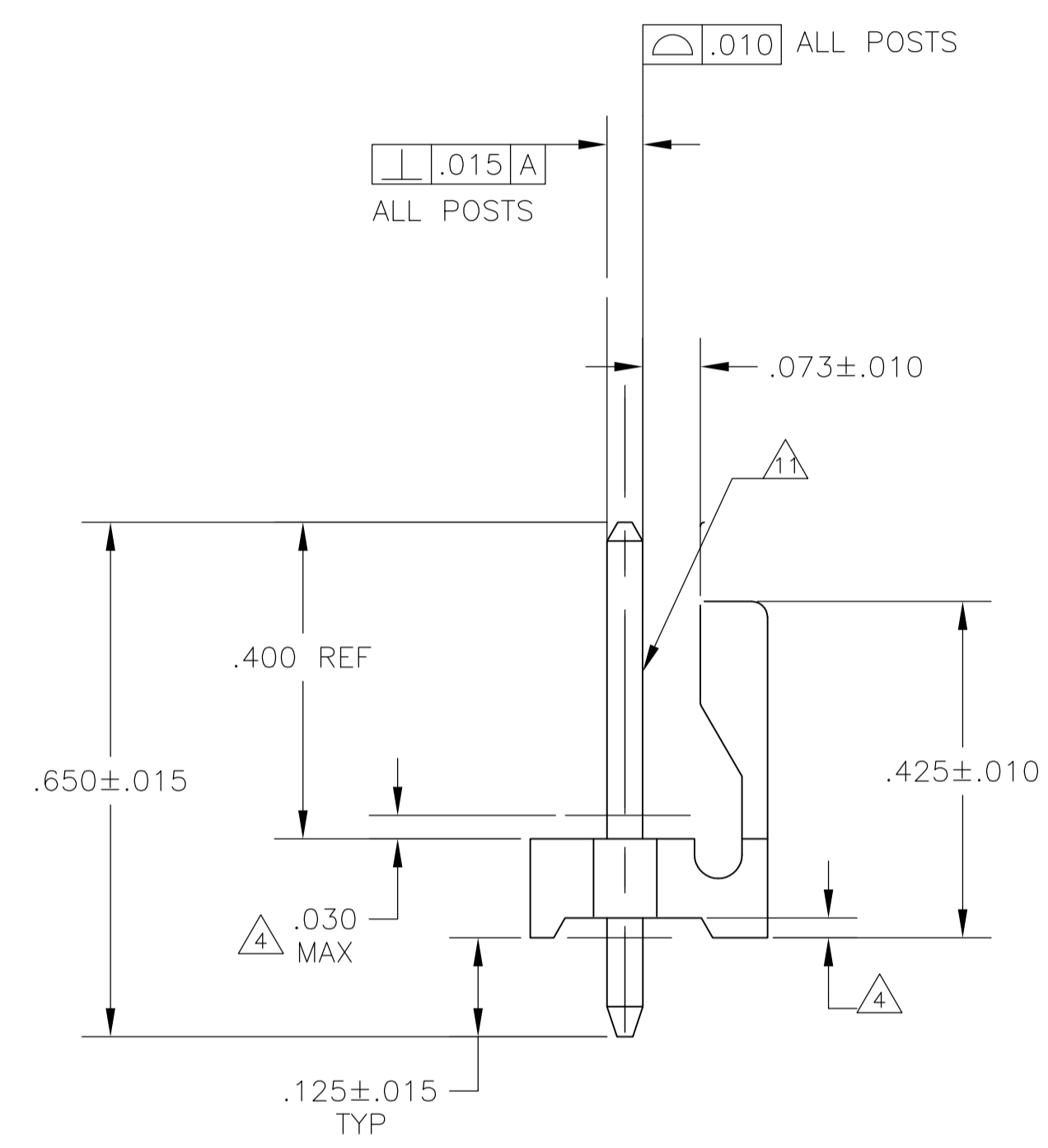
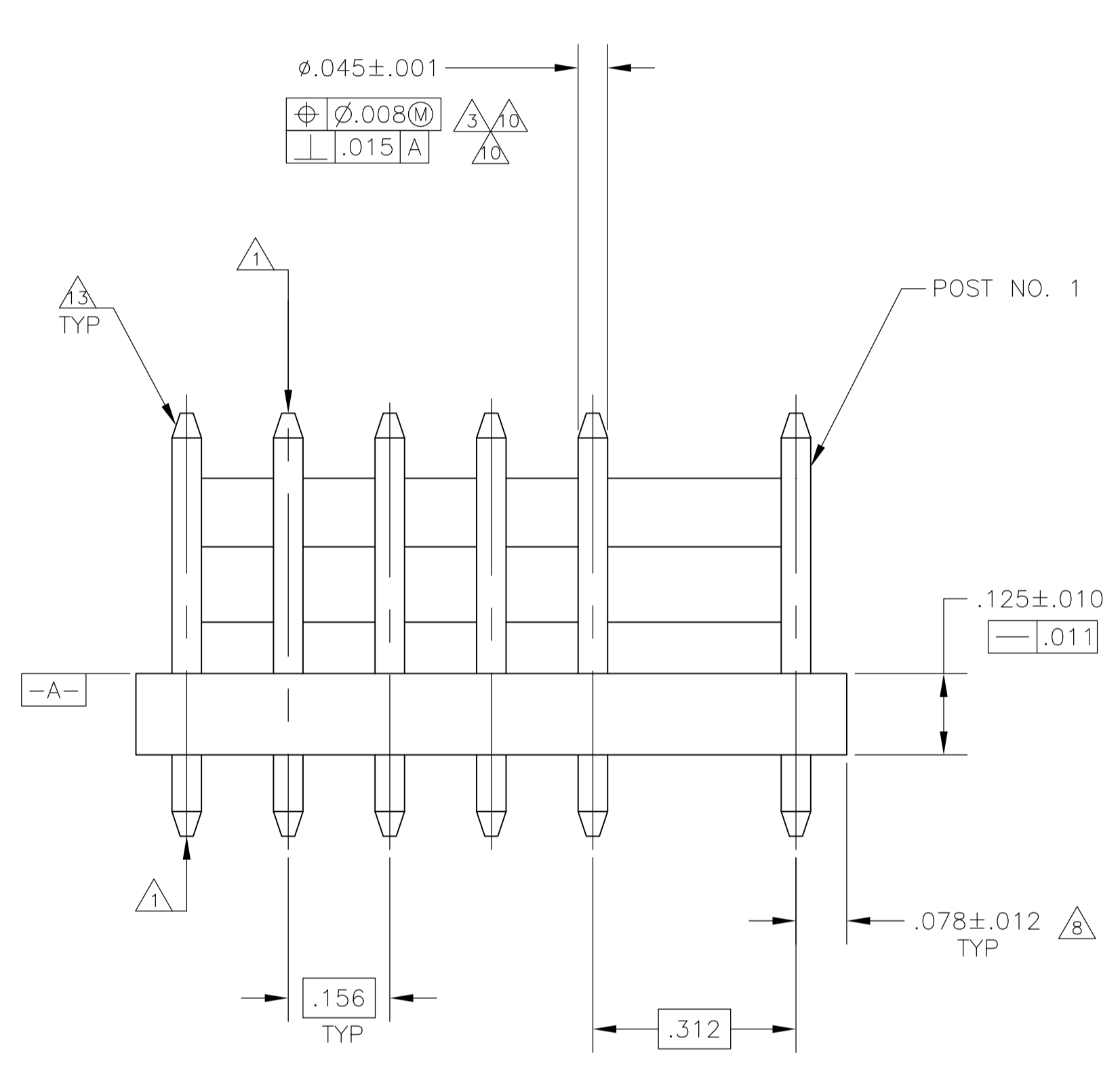
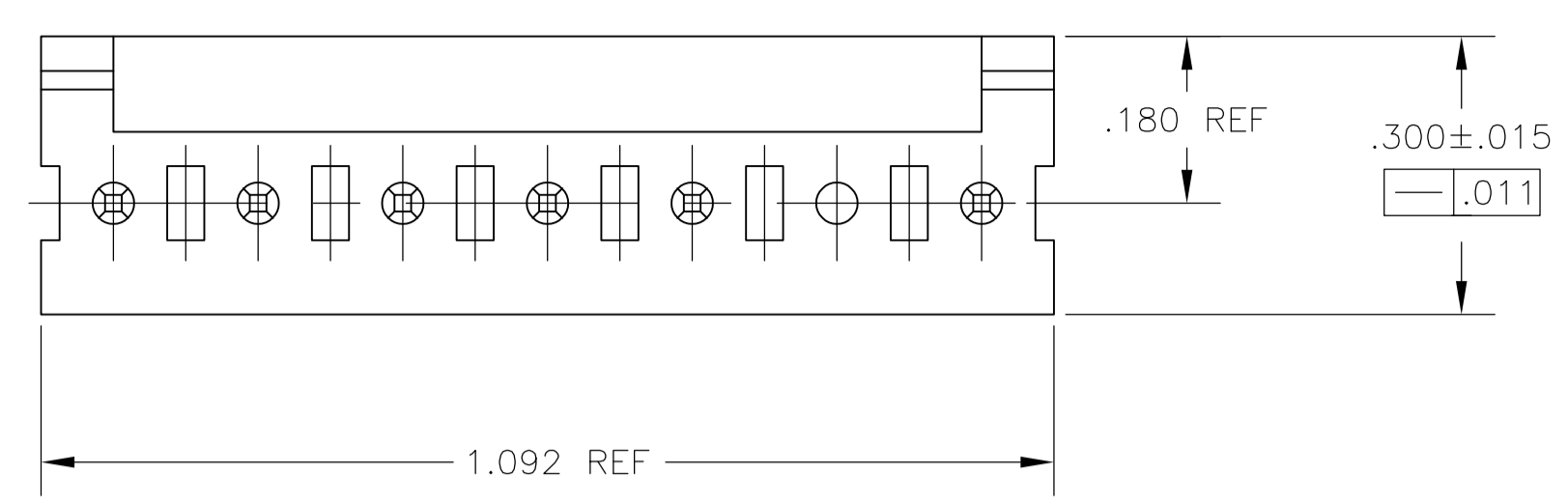


LOC		DIST		REVISIONS			
CM	00	REV	DATE	BY	CHK	APPV	
AC	REVISED PER ECO-12-016930		05OCT12	KH	SM		



RECOMMENDED MOUNTING HOLE PATTERN FOR .063 THICK P.C. BOARD

- 1 POST TO WITHSTAND 13 NEWTONS (3LBS.) MIN. AXIAL FORCE IN BOTH DIRECTIONS SHOWN WITHOUT DISLODGING.
- 2 TOLERANCES APPLY TO SOLDER SIDE OF BOARD.
- 3 MEASURED AT SURFACE -A-
- 4 PLASTIC FLASH PERMITTED IN THIS AREA.
- 5 PARTS COMPLY WITH AMP SOLDERABILITY SPEC. NO. 109-11-2.
- 6 ONE HOLE MAY BE UNDERSIZED (.051/.046 DIA.) FOR ASSEMBLY RETENTION DURING WAVE SOLDERING.
- 7 MATERIAL:
HEADER - THERMOPLASTIC POLYESTER
GLASS-FILLED 94V-0 (NATURAL)
POST - COPPER ALLOY (TIN PLATED)
- 8 COORDINATE DIMENSION APPLIES FROM CENTER OF ACTUAL FEATURE.
- 9 PLASTIC BURRS CAUSED BY CUT-OFF TOOLING ARE PERMITTED WITHIN THE MAXIMUM TOLERANCE ENVELOPE.
- 10 POST TO BE MEASURED WHEN STRIP IS HELD FLAT.
- 11 POST MUST WITHSTAND TWO 90° BENDS AGAINST EXTRUSION WITHOUT BREAKING.
- 12 DIMENSION SHOULD BE .175 MIN WHEN MATING WITH A MTA-156 CONNECTOR ASSEMBLY OR A SL-156 CONNECTOR ASSEMBLY.
- 13 PIN BURR OF .005 MAX. VERTICAL AND .003 MAX. HORIZONTAL PERMITTED AT POST TIPS ON BOTH ENDS.

IN	MM	IN	MM
.060	1.52	1.092	27.74
.051	1.30	.700	17.78
.046	1.17	.450	11.43
.045	1.14	.425	10.80
.030	0.76	.312	7.92
.015	0.38	.300	7.62
.012	0.30	.180	4.57
.011	0.28	.175	4.45
.010	0.25	.156	3.96
.008	0.20	.125	3.18
.005	0.13	.078	1.98
.003	0.08	.068	1.73
.001	0.03	.063	1.60
IN	MM	IN	MM

641112-1 SHOWN

REVISION	DESCRIPTION	DATE	BY	CHK	APPV
PRELIMINARY	3,4,6				641112-8
	2,4,6				641112-7
	2,4,5				641112-6
	3 & 6				641112-5
	3				641112-4
	2 & 4				641112-3
OBSOLETE	6				-641112-2-
	2				641112-1
	POST NUMBER OMITTED				PART NUMBER

THIS DRAWING IS A CONTROLLED DOCUMENT.

DIMENSIONS: INCHES
 TOLERANCES UNLESS OTHERWISE SPECIFIED:
 0. PLC ± -
 1. PLC ± -
 2. PLC ± -
 3. PLC ± .005
 4. PLC ± -
 ANGLES ± -

MATERIAL: FINISH:

THIS DRAWING IS A CONTROLLED DOCUMENT. S. HOOVER OSNOV02
 CHK: D. ROSSI OSNOV02
 APPV: D. ROSSI OSNOV02
 NAME: MTA-156 HEADER ASSEMBLY, FRICTION LOCK, STRAIGHT .045 ROUND POST, TIN PLATED, 7 POSITION, OMITTED POST
 APPLICATION SPEC:
 SIZE: A1 CASE CODE: 00779 DRAWING NO: 641112 RESTRICTED TO:
 WEIGHT:
 CUSTOMER DRAWING SCALE: 5:1 SHEET: 1 OF 1 REV: AC