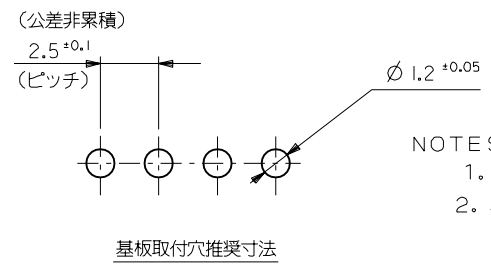
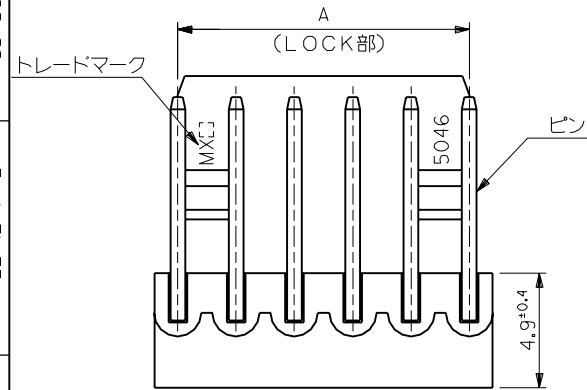
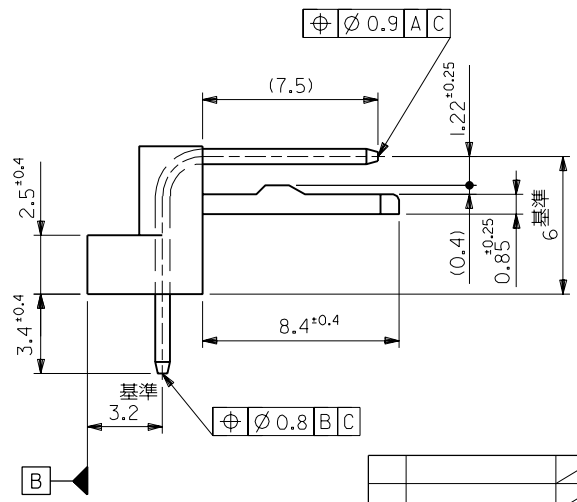
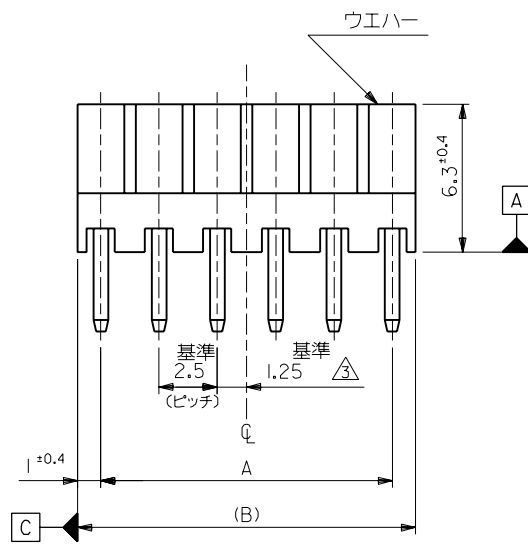


EDP NO. 22-12-1\*\*2  
 ENG. NO. SD-5046-NAG

MM DIMENSIONS IN METRIC DO NOT SCALE DRAWING



NOTES:  
 1. そりは長さ25.4に対して0.2MAX.  
 2. 材料  
 ウエハー: 66ナイロン, UL94V-0  
 ピン: □0.635 黄銅  
 ニッケル下地: 2µm MIN.  
 金メッキ: 0.35µm MIN.  
 △ 全極数が偶数の場合のみ適用



49.5	47.5	22-12-1202	5046-20AG	20
47	45	-1192	-19AG	19
44.5	42.5	-1182	-18AG	18
42	40	-1172	-17AG	17
39.5	37.5	-1162	-16AG	16
37	35	-1152	-15AG	15
34.5	32.5	-1142	-14AG	14
32	30	-1132	-13AG	13
29.5	27.5	-1122	-12AG	12
27	25	-1112	-11AG	11
24.5	22.5	-1102	-10AG	10
22	20	-1092	-09AG	9
19.5	17.5	-1082	-08AG	8
17	15	-1072	-07AG	7
14.5	12.5	-1062	-06AG	6
12	10	-1052	-05AG	5
9.5	7.5	-1042	-04AG	4
7	5	-1032	-03AG	3
4.5	2.5	22-12-1022	5046-02AG	2
(B)	A	EDP NO.	ENG.NO.	極数

角度 ANGLE	±3°	変更及び再作図 (J0040) IN M 記号 LTR 変更内容 DR. 日付 REVISION RECORD CHK. DATE REVISE ONLY ON CAD SYSTEM	材料 MATERIAL	図中参照	MOLEX JAPAN CO., LTD. 日本モレックス株式会社 EDP. NO. 22-12-1**2 ENG. NO. SD-5046-NAG TITLE 名称 KK2.5 RIGHT ANGLE WAFER ASS'Y REV F
30以上 OVER	+0.3		仕上げ FINISH	— / —	
10以上 30未満 UNDER	+0.25		適用電線範囲 WIRE RANGE	— / —	
10未満 UNDER	+0.2		被覆外径 INS. RANGE	— / —	
一般公差 GENERAL TOLERANCES			DRAWN BY 90/3/23 Y.MIZUNO	CHK'D BY 92/10/21 M.FUKUSHIMA	
		APP'D BY 92/10/21 M.ENOMOTO	尺度 SCALE 5-1		