



EXPANDING OUR HORIZON

Hubbell Control Solutions introduces the new WASP™2 Low Mount Lens

With a 3 to 1 radius-to-mounting height, the Low Mount Lens allows the use of the rugged and reliable WASP2 Sensor in varying applications and mounting heights. Available for use with the outdoor and indoor models of the WASP2 sensor, the new Low Mount Lens option is IP65 rated for low temperature/ water tight protection when used with the WASP2 LWO option sensor. This makes the Low Mount Lens ideal for applications such as parking garages, walkways, low bay cold storage warehouses as well as any area requiring a sensor that is protected against water and dust ingress.

WASP2 SENSOR WITH LOW MOUNT LENS PRODUCT HIGHLIGHTS

- 3 to 1 radius-to-mounting height
- 8' to 16' sensor mounting height
- UV stabilized material
- May be installed on surface or end mount fixture sensors
- IP 65 rated for low-temperature/ water-tight protection when used with the WASP2 LWO option sensor



OUTDOOR APPLICATIONS

- | | |
|---------------------------|----------------------------------|
| Pedestrian Walkways | Hospital Emergency Vehicle Ports |
| Building Entryways | Hospitality Drive Up Canopy |
| Shipping/ Receiving Areas | Bus and Train Stations |
| Loading Docks | Park & Ride Facilities |

INDOOR APPLICATIONS

- | | |
|-----------------|---------------------|
| Parking Garages | Industrial Kitchens |
| Wide Hallways | Laboratories |
| Gymnasiums | Warehouses |
| Storage Closets | Manufacturing |



Get control of lighting energy costs now with Hubbell Control Solutions.

Innovative, Integrated and Simple



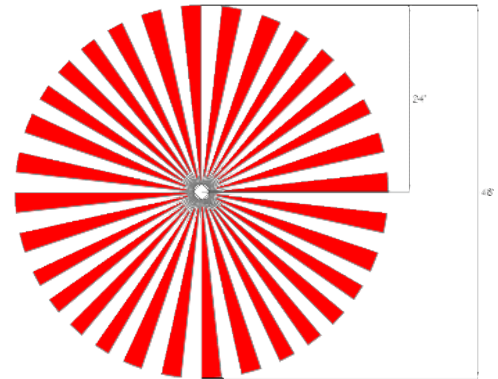
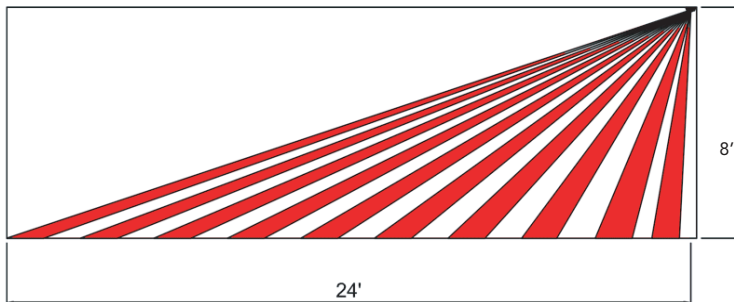
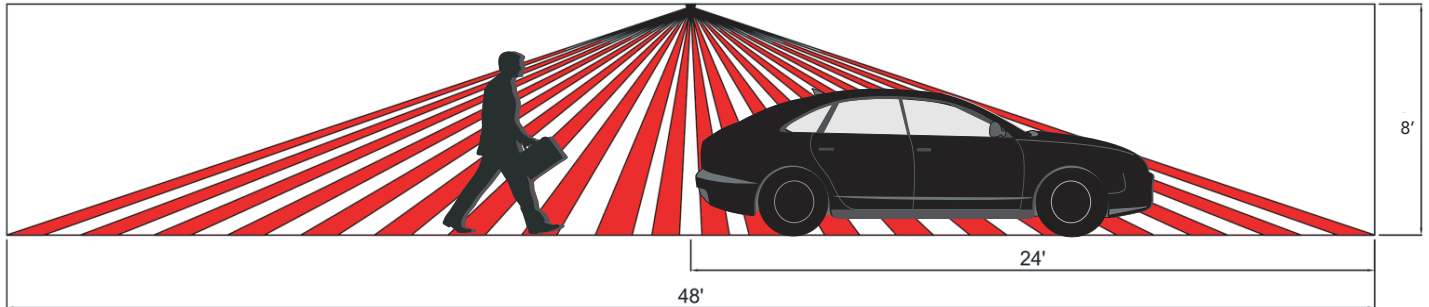
The WASP2 meets the latest energy efficiency codes and standards including:

- ASHRAE/IESNA 90.1 2010
- IECC 2012

The WASP2 also provides points for LEED qualification in categories including:

- Sustainable Sites
- Energy and Atmosphere
- Indoor Environmental Quality
- Innovative Design Process

LOW MOUNT WASP2
3:1 Range at 8'



ORDERING INFORMATION

WSPLENS		LB		
MODEL WSPLENS	COVERAGE 360 - 360° Pattern HALF - 180° Pattern AISLE - Aisle Pattern HAISLE - Half Aisle Pattern	OPTIONS LB - Low Mount Wide Angle Lens	LOW TEMP/WATER TIGHT Blank - Indoor LWO - Low Temp/ Water Tight/ Indoor/Outdoor (LWO Sensor Required)	COLOR Blank - White BK - Black GY - Gray

Hubbell, A Name You Can Trust

Hubbell Control Solutions is a strong proponent of innovative, integrated energy-saving lighting controls. From introducing the industry's first self-adaptive occupancy sensor to today's advanced wired and wireless distributed intelligence lighting controls, the company continues to offer the most comprehensive line of occupancy sensors on the market. Other products include daylight harvesting and high bay controls.

The brand is part of Hubbell Lighting, one of the largest lighting manufacturers in North America. Hubbell Lighting brands offer products for commercial, industrial and residential markets. The company's history of innovation extends back to 1886 and Harvey Hubbell's invention of the very first lighting control device—the pull chain switch.



9601 Dessau Rd., Building One | Austin, Texas 78754
 T 512-450-1100 | F 512-450-1215
 www.hubbell-controls.com