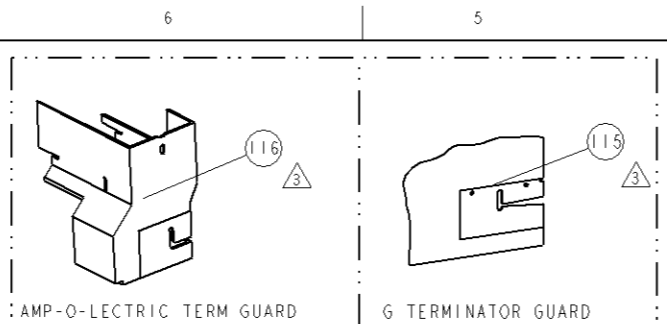


PART NUMBER	REV	FIRST USED	POWER UNIT	FEED TYPE	DESCRIPTION
1855328-1	C	122500-1	LEADMAKER	POST FEED	CUTS CARRIER
1855328-2	C	565435-5	BENCH MODEL K	PRE FEED	CUTS CARRIER
1855328-3	C	354500-1	BENCH MODEL G	PRE FEED	CUTS CARRIER
1855328-6	C	122500-1	LEADMAKER	POST FEED	CONTINUOUS CARRIER
7-1855328-7	A	-	-	-	SPARE PARTS

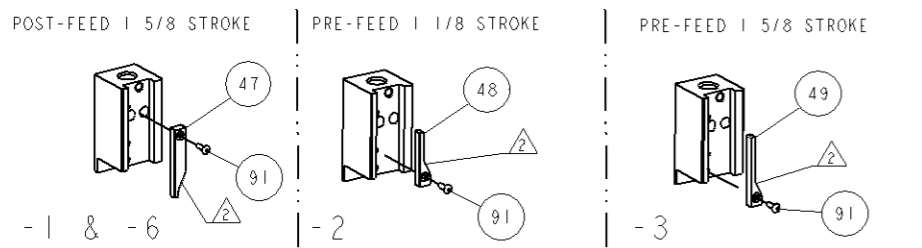
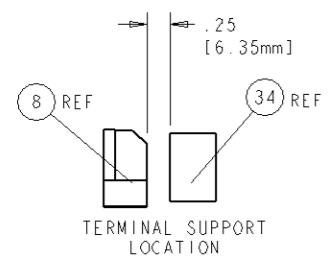
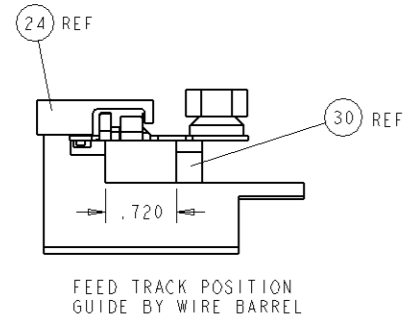
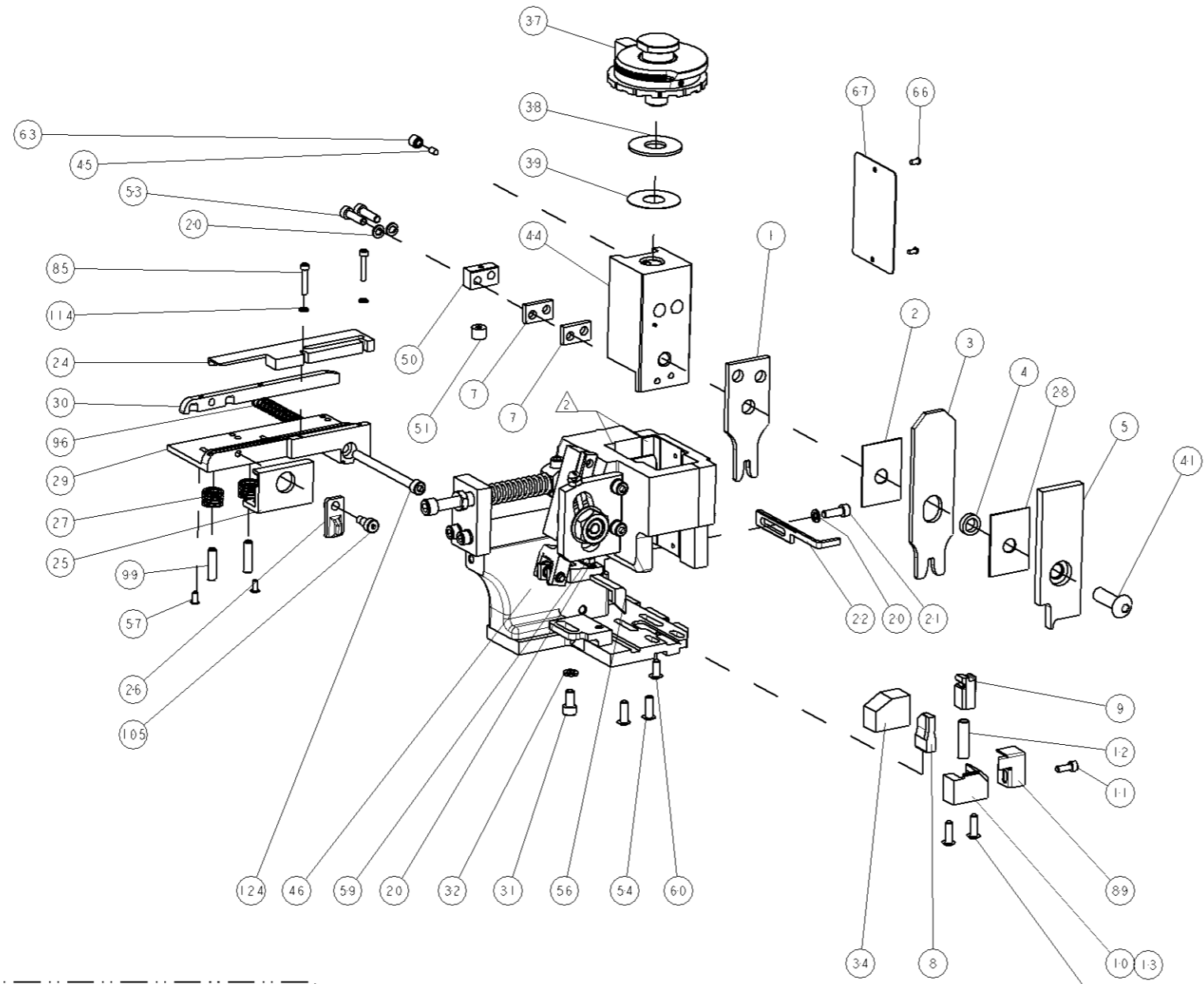


TE PN		COMP PN	GHW/LEAR TERMINAL - TE CRIMP SPECS		REF SETTING
1949490-1	28314.212.179	-	CRIMP HEIGHT	WIRE SIZE	A9
-	-	-	2.26±0.05mm [.089±.002]	14AWG or 2mm2	-
-	-	-	2.13±0.05mm [.084±.002]	1.5mm2	B7
-	-	-	2.08±0.05mm [.082±.002]	16AWG or 1.25mm2	C1
CRIMP	SIZE	TYPE	RANGE		
-	3.81mm [1.150]	F	14-16 AWG		
-	4.32mm [1.170]	F	-		
WIRE STRIP LENGTH	TERM APPL SPEC	FEED	APPLICATOR INSTRUCTIONS		SET UP GAGE
4.93-5.31	NONE	19.05mm	408-8040		458637-1

LOC	DIST	REV	DESCRIPTION	DATE	BY	APPD
A	66	-	RELEASED	06MAY2007	BH	BH
B	-	-	ECR-06-017999	17JUL2006	MY	TE
C	-	-	ECR-09-007141	02APR2009	MY	GB
CI	-	-	ECR-11-002613	09FEB2011	XZ	GB

- △ RECOMMENDED SPARE PARTS
- △ GREASE LIGHTLY
- △ GUARD MUST BE IN PLACE WHEN OPERATING APPLICATOR IN A BENCH MACHINE
- △ LOC-TITE AT ASSEMBLY.

*** WARNING**
ON INSTALLATION, SET WIRE DISC TO LARGEST WIRE SIZE SETTING. USE OF SETTINGS BELOW MIN. REQUIRED CRIMP HEIGHT SETTING WILL CAUSE DAMAGE TO CRIMP TOOLING.



-	1	1	1	1	-	8-21000-7	SCR, SKT HD CAP 10-32 X 2.500	124
△	-	-	REF	-	-	455749-1	GUARD WINDOW	116
△	-	-	REF	-	-	679532-1	INSERT, GUARD	115
-	-	-	2	-	-	21024-2	WASHER, SPRG LOCK, REG NO 4	114
-	-	-	1	-	-	21989-8	SCR, SKT HD SHLDR 3/16 DIA X .250	105
-	2	2	2	2	-	5-21006-6	SCR, SET, CUP POINT 10-32 X .750	99
-	1	1	1	1	-	1-22281-8	SPRING, COMPRESSION	96
-	1	1	1	1	-	1-21002-7	SCR, BTN SKT HD CAP 6-32 X .375	91
-	1	1	1	1	-	318563-1	GUARD, FRONT CHIP	89
-	2	2	2	2	-	1-21000-6	SCR, SKT HD CAP 4-40 X .625	85
-	1	1	1	1	-	4088040	SF APPL INST 408-8040	72
-	1	1	1	1	-	217238-1	GENERAL INSTRUCTION PKG	71
-	1	1	1	1	-	461264-5	PLATE, IDENTIFICATION	67
-	2	2	2	2	-	21017-2	SCREW, DRIVE	66
-	1	1	1	1	-	21009-2	SCR, SET, SELF LOCKING 1/4-20 X .250	63
-	1	1	1	1	-	22733-8	SCR, BHSC, SELF-LOCKING, 8-32 X .375	60
-	1	1	1	1	-	2-22603-0	SCR, HEX HD CAP 8-32 X .312	59
-	2	2	2	2	-	1-21002-3	SCR, BTN SKT HD CAP 4-40 X .250	57
-	1	1	1	1	-	3-694433-0	FEED PAWL	56
-	4	4	4	4	-	2-21002-2	SCR, BTN SKT HD CAP 8-32 X .500	54
-	2	2	2	2	-	2-21000-8	SCR, SKT HD CAP 8-32 X .625	53
△	1	1	1	1	-	811242-8	BUMPER, HOLD DOWN	51
△	1	1	1	1	-	690753-1	SPACER, TONKER	50
-	-	1	-	-	-	690602-6	CAM, PRE FEED, 1 5/8	49
-	-	-	1	-	-	690602-5	CAM, PRE FEED, 1 1/8	48
-	1	-	-	-	-	690501-4	CAM, POST-FEED 1 5/8	47
-	1	1	1	1	-	459456-2	APPL. BASIC SUB ASSY (SIDE WISE MOCA)	46
-	1	1	1	1	-	690191-1	PLUG, NYLON	45
-	1	1	1	1	-	1-455673-4	RAM, SIDE FEED	44
-	1	1	1	1	-	7-21002-9	SCR, BTN SKT HD CAP 5/16-24 X 1.00	41
-	1	1	1	1	-	690125-1	SHIM SUB-ASSY	39
-	1	1	1	1	-	1-469367-4	SHIM	38
-	1	1	1	1	-	879103-3	FINE ADJUST HEAD ASSEMBLY	37
-	1	1	1	1	-	690786-6	TERMINAL SUPPORT	34
-	1	1	1	1	-	21024-5	WASHER, SPRG LOCK, REG NO 10	32
-	1	1	1	1	-	3-21000-4	SCR, SKT HD CAP 10-32 X .375	31
-	1	1	1	1	-	189807-9	FENCE	30
-	1	1	1	1	-	1633087-8	PLATE, STRIP GUIDE	29
-	1	1	1	1	-	1-455888-0	SPACER, CRIMPER	28
-	2	2	2	2	-	1-22284-0	SPRING, COMPRESSION	27
-	1	1	1	1	-	356835-1	LEVER, DRAG RELEASE	26
-	1	1	1	1	-	240792-1	DRAG, TERMINAL	25
-	1	1	1	1	-	679651-5	FRONT STRIP GUIDE	24
-	1	-	-	-	-	2-690472-0	STRIPPER	22
-	1	1	1	1	-	2-21000-7	SCR, SKT HD CAP 8-32 X .500	21
-	4	4	4	4	-	21024-4	WASHER, SPRG LOCK, REG NO 8	20
△	1	-	-	-	-	679625-1	SHEAR HOLDER, FRONT (NO CUT)	13
△	1	1	1	1	-	3-22280-3	SPRING, COMPRESSION	12
△	1	1	1	1	-	1-21000-9	SCR, SKT HD CAP 6-32 X .375	11
△	-	-	1	1	-	690459-1	SHEAR HOLDER, FRONT	10
△	1	1	1	1	-	454276-1	FLOATING SHEAR, FRONT	9
△	1	1	1	1	-	9-1633117-1	ANVIL, COMBINATION	8
-	2	2	2	2	-	240641-5	SPACER	7
-	-	-	-	-	-	-	-	6
-	1	1	1	1	-	1-455889-4	DEPRESSOR, SHEAR	5
-	1	1	1	1	-	238011-2	BLOCK, CRIMPER SPACER	4
△	1	1	1	1	-	3-1213077-3	CRIMPER, INSULATION PREMIUM	3
△	1	1	1	1	-	455888-6	SPACER, CRIMPER	2
△	1	1	1	1	-	4-1490019-5	CRIMPER, WIRE PREMIUM	1
-	-	-	-	-	-	-	-	0

DIMENSIONS: INCHES 0 PLC ±.01 1 PLC ±.01 2 PLC ±.01 3 PLC ±.001 4 PLC ±.0001 ANGLES ±.1		TOLERANCES UNLESS OTHERWISE SPECIFIED:	
MATERIAL:		FINISH:	
WEIGHT:		APPLICATION SPEC:	
CUSTOMER DRAWING:		SCALE: 3:5	
SHEET 1 OF 1		REV C1	

1855328
 FINE ADJUST SIDE FEED HDM APPLICATOR
 Tyco Electronics
 Harrisburg, PA 17105-3608

CUSTOMER VIEWABLE ASSEMBLY