

TFI-SERIES
TFIS 12-240VUC 1CO CG

Weidmüller Interface GmbH & Co. KG
 Klingenbergstraße 26
 D-32758 Detmold
 Germany
 Fon: +49 5231 14-0
 Fax: +49 5231 14-292083
 www.weidmueller.com

Product image


Timing relays are used in automation engineering in order to compensate for malfunctions caused by high clock rates.

Short pulses are extended and hence are reliably identified by downstream control components.

Various timing functions such as make and break delays, clock generator and star/delta switchover are available to users.

General ordering data

Type	TFIS 12-240VUC 1CO CG
Order No.	2697260000
Version	TFI-SERIES, Clock generator, Number of contacts: 1, CO contact, AgNi, Rated control voltage: 12...240 V UC -10 % / +10 %, Continuous current: 8 A, Screw connection
GTIN (EAN)	4050118705287
Qty.	1 pc(s).

Creation date September 17, 2020 11:11:36 PM CEST

Catalogue status 11.09.2020 / We reserve the right to make technical changes.

TFI-SERIES
TFIS 12-240VUC 1CO CG

Weidmüller Interface GmbH & Co. KG
 Klingenbergstraße 26
 D-32758 Detmold
 Germany
 Fon: +49 5231 14-0
 Fax: +49 5231 14-292083
 www.weidmueller.com

Technical data**Dimensions and weights**

Width	17.5 mm	Width (inches)	0.689 inch
Height	87 mm	Height (inches)	3.425 inch
Depth	60 mm	Depth (inches)	2.362 inch
Net weight	89 g		

Temperatures

Humidity	15...85 % rel. humidity, no condensation	Operating temperature, max.	55 °C
Operating temperature, min.	-25 °C	Storage temperature, max.	70 °C
Storage temperature, min.	-25 °C	Operating temperature	-25 °C...55 °C
Storage temperature	-25 °C...70 °C		

Input

Rated control voltage	12...240 V UC - 10 % / + 10 %	Power rating	4 VA, 1.5 W
Status indicator	LED green (U/t): flashes slowly when time t1 runs, flashes quickly when time t2 runs, lights permanently when supply voltage is applied, LED yellow (R): relay closed	Repeat accuracy	< 0.5 % or ±5 ms
Setting tolerance	5 %	Basic accuracy	± 1 % (of scale-end value)
Min. pulse duration	100 ms	Time ranges	0.05 s - 1 s, 0.5 s - 10 s, 3 s - 60 s, 30 s - 10 min, 3 min - 1 h, 30 min - 10 h, 5 h - 100 h
Timing function	Clock generator pause first, Clock generator pulse first	Max. reset time after voltage interruption	100 ms

Output

Rated switching voltage	250 V AC	Max. switching voltage, AC	250 V
Max. switching voltage, DC	30 V	Continuous current	8 A
AC switching capacity (resistive), max.	2000 VA	DC switching capacity (resistive), max.	240 W
Min. switching power	10 mA @ 12 V, 100 mA @ 5 V		

Contact data

Contact type	1 CO contact (AgNi)	Electrical service life, DC coil	2x10 ⁵ switching cycles (1000 VA ohm load)
Mechanical service life	20 x 10 ⁶ switching cycles		

General data

Rail	TS 35	Test button	No
Mechanical switch position indicator	No	Colour	black
Resistance to vibration EN 61812-1	10 Hz...60 Hz: 0.15 mm, 60 Hz...150 Hz: 2 g		

TFI-SERIES
TFIS 12-240VUC 1CO CG

Weidmüller Interface GmbH & Co. KG
 Klingenbergstraße 26
 D-32758 Detmold
 Germany
 Fon: +49 5231 14-0
 Fax: +49 5231 14-292083
 www.weidmueller.com

Technical data**Insulation coordination**

Rated voltage	300 V	Surge voltage category	III
Pollution severity	2	Protection degree	IP20
Dielectric strength, Input/Output	1.6 kV	Creepage and clearance distance input – output	≥ 3 mm
Impulse withstand voltage	4 kV		

Further details of approvals / standards

Certificate no. (cULus)	E360862
-------------------------	---------

Connection data

Wire connection method	Screw connection	Stripping length, rated connection	8 mm
Tightening torque, max.	1 Nm	Clamping range, rated connection	2.5 mm ²
Clamping range, min.	0.5 mm ²	Clamping range, max.	4 mm ²
Wire connection cross section AWG, min.	AWG 20	Wire connection cross section AWG, max.	AWG 12
Wire cross-section, solid, min.	0.5 mm ²	Wire cross-section, solid, max.	4 mm ²
Wire connection cross-section, finely stranded, min.	0.5 mm ²	Wire connection cross section, finely stranded, max.	4 mm ²
Wire connection cross-section, finely stranded with wire-end ferrules DIN 46228/4, min.	0.5 mm ²	Wire connection cross-section, finely stranded with wire-end ferrules DIN 46228/4, max.	2.5 mm ²
Conductor cross-section, flexible, AEH (DIN 46228-1), min.	0.5 mm ²	Conductor cross-section, flexible, AEH (DIN 46228-1), max.	2.5 mm ²
Wire connection cross section, finely stranded, two clampable wires, min.	0.5 mm ²	Wire cross-section, finely stranded, two clampable wires, max.	2.5 mm ²
Blade size	size PZ 1		

Classifications

ETIM 6.0	EC001439	ETIM 7.0	EC001439
eClass 9.0	27-37-16-05	eClass 9.1	27-37-16-05
eClass 10.0	27-37-16-05		

Approvals

Approvals



ROHS Conform

Downloads

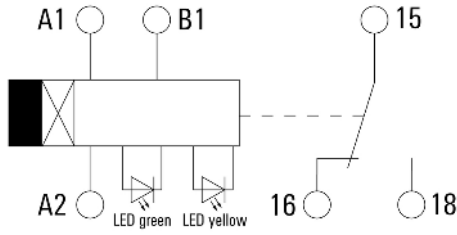
Approval/Certificate/Document of Conformity	EU Konformitätserklärung / EU Declaration of Conformity
Engineering Data	STEP
User Documentation	Beschreibung der Zeitfunktionen - Deutsch Declaration of time functions - English Beipackzettel / Package Insert – multilingual

**TFI-SERIES
TFIS 12-240VUC 1CO CG**

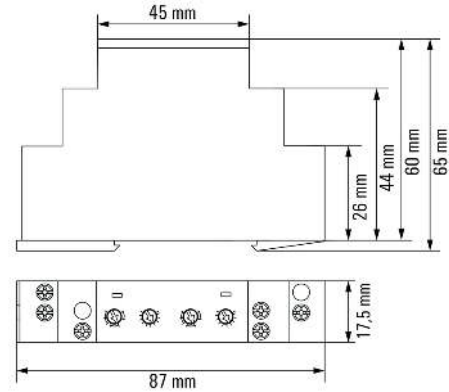
Weidmüller Interface GmbH & Co. KG
 Klingenbergstraße 26
 D-32758 Detmold
 Germany
 Fon: +49 5231 14-0
 Fax: +49 5231 14-292083
 www.weidmueller.com

Drawings

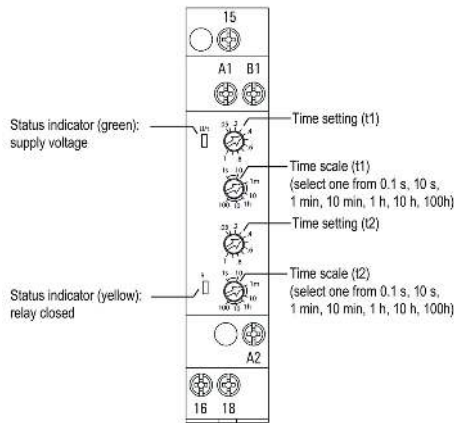
Wiring diagram



Dimensional drawing



Miscellaneous



Detailed drawing

**TFI-SERIES
TFIS 12-240VUC 1CO CG**

Weidmüller Interface GmbH & Co. KG
 Klingenbergstraße 26
 D-32758 Detmold
 Germany
 Fon: +49 5231 14-0
 Fax: +49 5231 14-292083
 www.weidmueller.com

Drawings

Graph

