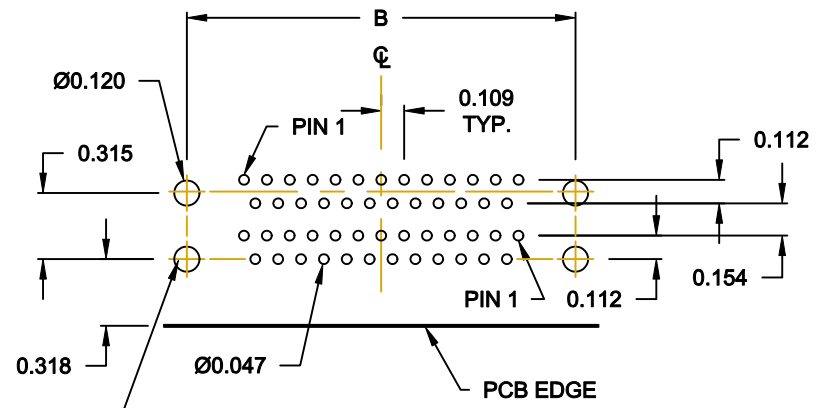
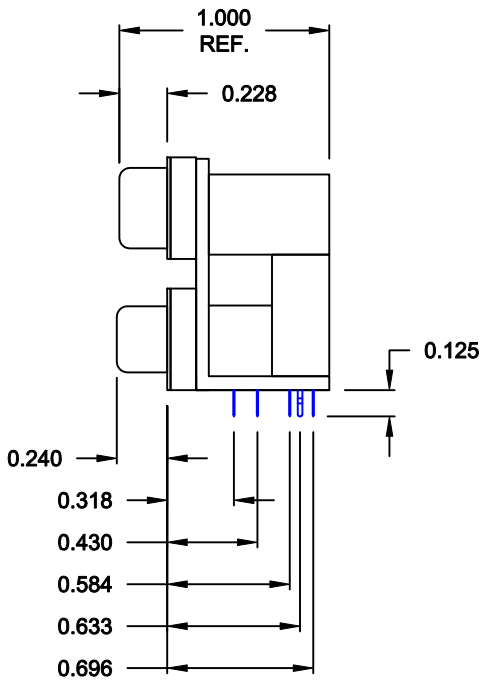
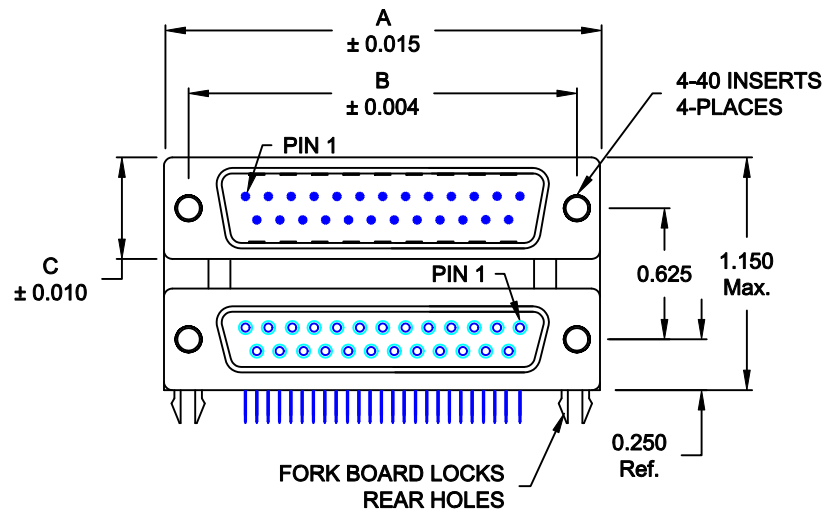


DESCRIPTION: 0.625 CENTER DUAL PORT D-SUB - MALE OVER FEMALE

25 PIN SHOWN

DIMENSIONS (IN.)				
	9	15	25	37
A	1.204	1.535	2.078	2.724
B	0.984	1.312	1.850	2.500
C	0.494	0.494	0.494	0.494



RECOMMENDED PCB LAYOUT
 FRONT BOARDLOCK HOLES FOR REFERENCE ONLY. NOT REQUIRED FOR THIS HARDWARE OPTION.

SPECIFICATION:

MATERIAL:
 SHELL: STEEL, NICKEL PLATED
 INSULATOR: UL 94V-0 RATED, BLACK PA9T, 260° PROCESS TEMP.
 CONTACTS: BRASS
 CONTACT PLATING: GOLD PLATED ENTIRE CONTACT

ELECTRICAL:
 INSULATOR RESISTANCE: 1,000 Ohms Min.
 DIELECTRIC STRENGTH: 1,000VAC RMS
 CURRENT RATING: 5 AMPS
 OPERATING TEMPERATURE: -55° C TO 105° C

189-YYY-413R691

SERIES _____
POSITIONS _____
 009
 015
 025
 037
GENDER _____
 31 = FEMALE OVER MALE
 41 = MALE OVER FEMALE
 51 = FEMALE OVER FEMALE
 61 = MALE OVER MALE
SHELL PLATING _____
 3 = NICKEL
RoHS COMPLIANT (HIGH TEMP. PROCESS) _____
HARDWARE OPTIONS _____
 69 = 4-40 INSERTS/BOARD LOCKS (REAR)
PLATING OPTIONS _____
 1 = GOLD FLASH (ENTIRE CONTACT)
 A = 30u" GOLD MATING AREA/GOLD FLASH TAILS
 9 = 30u" GOLD MATING AREA/TIN TAILS

DO NOT SCALE FROM DRAWING

	THESE DRAWINGS AND SPECIFICATIONS ARE THE PROPERTY OF NorComp AND SHALL NOT BE REPRODUCED, COPIED OR USED AS THE BASIS FOR THE MANUFACTURE OR SALE OF APPARATUS WITHOUT WRITTEN PERMISSION.	DRAWN: C. SMITH	DATE: 03-30-07
		CHECKED:	DATE:
NorComp		SCALE: 1:1	SHEET 1 OF 1
		DWG NO. 189-YYY-413R691	

RoHS COMPLIANT