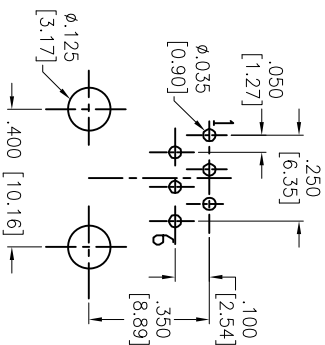
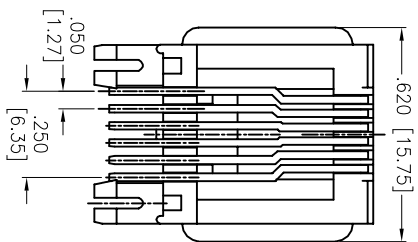
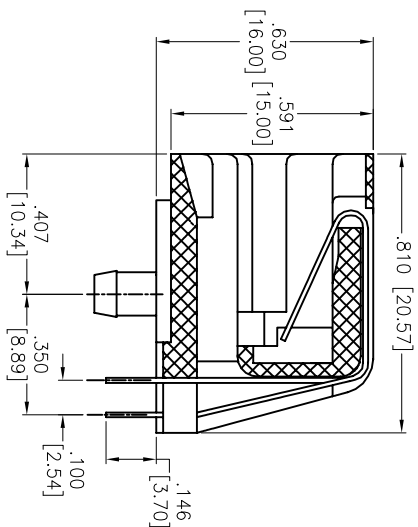
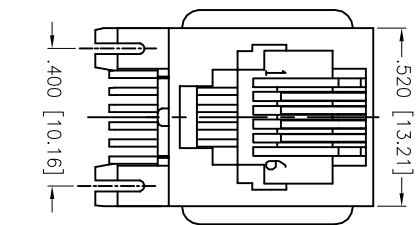


APPROVED: _____
 DATE: _____ TITLE: _____

| Rev | AWO # | Description | Date | Appr |
|-----|-------|-------------|----------|------|
| - | | RELEASED | 10/4/04 | |
| A | | REDAWNN | 02/14/12 | |



RECOMMENDED PCB LAYOUT

SPECIFICATIONS:

Material:

Insulator: PBT, rated UL 94V-0

Insulator color: Black

Contacts: Phosphor Bronze

Plating:

Round contact

Gold over Nickel underplate overall

Flat contact

Gold over Nickel underplate on contact area,
Tin over Nickel underplate on solder tails

(See chart for thickness)

Electrical:

Voltage rating: 125 VAC RMS

Current rating: 1.5 Amp

Contact resistance: 20 mohms max

Insulation resistance: 1,000 Mohms min @ 500 VDC

Dielectric withstanding voltage: 1,000 VAC or 1,500 VDC for 1 minute

Temperature Rating:

Operating temperature: -40°C to +85°C

Environmental:

Lead free, RoHS compliant.

| X | PLATING |
|---|-------------|
| 0 | 15 µin Gold |
| 1 | 30 µin Gold |
| 2 | 50 µin Gold |

UNLESS OTHERWISE SPECIFIED
 ALL DIMENSIONS ARE INCHES [MM]
 TOLERANCES: EXCEPT AS NOTED

| INCHES | HOLES |
|-------------|-------------|
| .X ± .10 | ØX ± .10 |
| .XX ± .020 | ØXX ± .015 |
| .XXX ± .015 | ØXXX ± .010 |

APPROVALS

DRAWN SS 10/4/04

CHECKED

APPROVED

ADAM TECH

909 Rahway Avenue, Union, NJ 07083
 Phone: 908-687-5000 Fax: 908-687-5710

TITLE: MODULAR TELEPHONE JACK, 6P6C
 RIGHT ANGLE, PCB

| SIZE | PART NO. | REV. |
|------|-----------|------|
| X | MTJ-661X1 | A |

REF: S00036C SCALE: NTS SHEET 1 OF 1

