

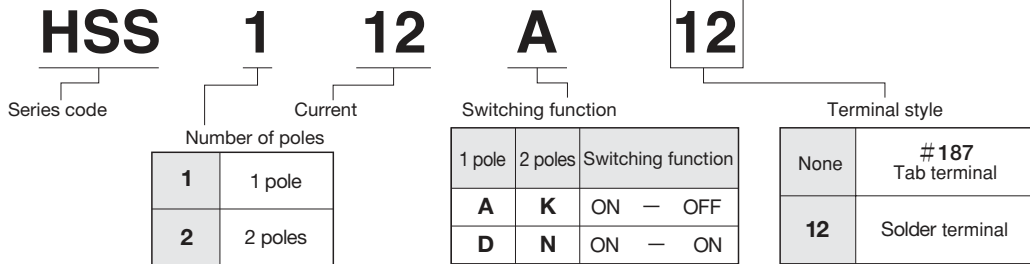
# HSS

## Miniature Slide Switches

RoHS Compliant



### Part Numbering



### Terminal Styles

Single pole		Double poles	
Tab term.#187	Solder term.	Tab term.#187	Solder term.

### Panel Cut Out Dimension

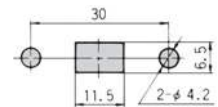
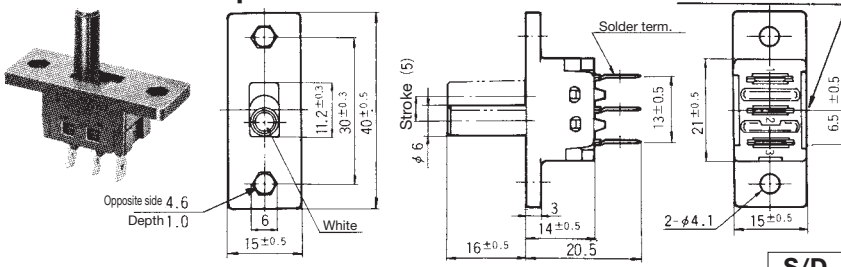


Table of Part Numbers → Page 524.

### HSS112

### 1 pole



### Dimension L

Part No.	Terminal style	TAB#250	Solder
<b>HSS112A</b>	■	24	20.5
<b>HSS112D</b>	■	24	20.5

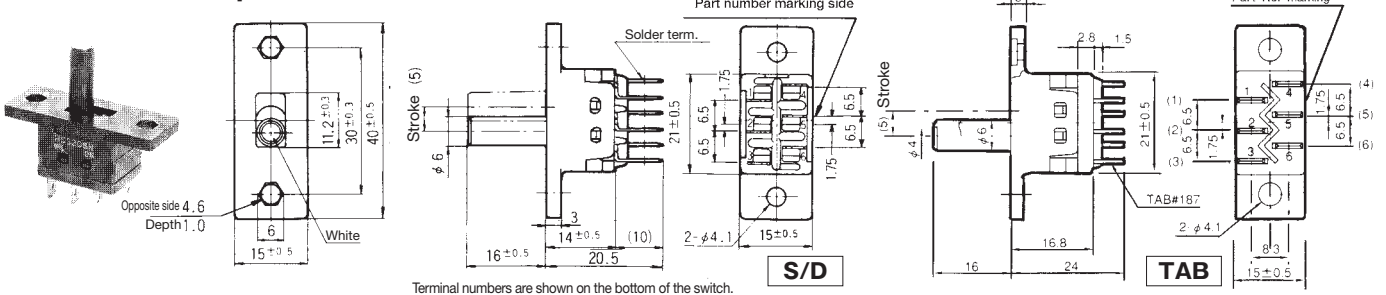
### Specifications

	Rating	Initial contact resistance	Dielectric strength	Insulation resistance	Electrical life
<b>HSS112A</b> <b>HSS112D</b>	AC125V 12A Max. AC250V 6A Max. AC-DC 6V 1mA Min.	100mΩ Max. (DC2~4V 1A)	AC1500V 1 minute	100MΩ Min. (DC500V)	15,000 cycles

Part No.	Switching function	
	Viewed from part No. marking side	
<b>HSS112A</b>		
Connecting terminals	2-1	-
<b>HSS112D</b>		
Connecting terminals	2-1	2-3

### HSS208

### 2 poles



### Specifications

	Rating	Initial contact resistance	Dielectric strength	Insulation resistance	Electrical life
<b>HSS208K</b> <b>HSS208N</b>	AC125V 8A Max. AC250V 5A Max. AC-DC 6V 1mA Min.	100mΩ Max. (DC2~4V 1A)	AC1500V 1 minute	100MΩ Min. (DC500V)	15,000 cycles

Part No.	Switching function	
	Viewed from part No. marking side	
<b>HSS208K</b>		
Connecting terminals	2-1 5-4	-
<b>HSS208N</b>		
Connecting terminals	2-1 5-4	2-3 5-6

■ To check the full part number of the products marked with the ■, please refer to "Table of Part Numbers" on P. 530.