

**CotoMOS® CT338/CS338**

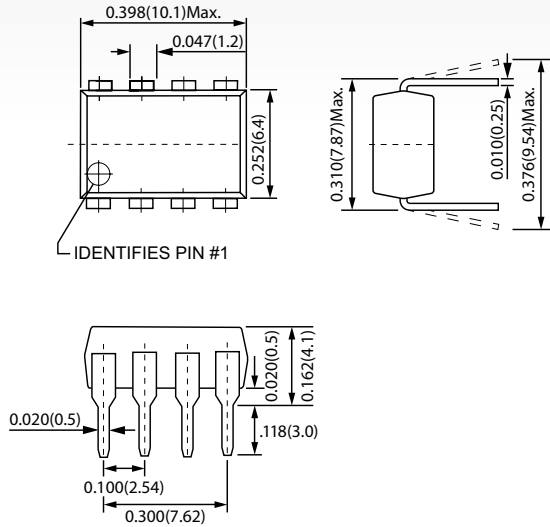
The CT338 and CS338 feature current switching capability to 70mA with a low on resistance of 60Ω Maximum. Designed for Security, Measurement and Instrumentation applications the CotoMOS® relay is capable of handling 600V load conditions. If your requirements are different please contact your Coto Applications Engineer for assistance through [www.cotorelay.com](http://www.cotorelay.com).

**CT338/CS338 Features**

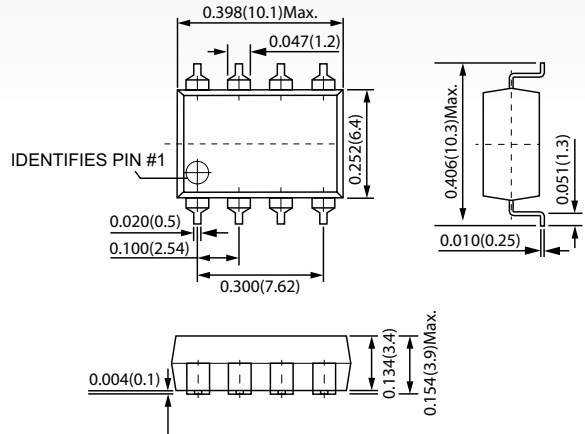
- ▶ Contact Form: 2A
- ▶ Load Voltage: 600V Maximum
- ▶ Operation LED Current: 3.0mA Maximum
- ▶ Load Current: 70mA Maximum
- ▶ On-Resistance: 60Ω Maximum
- ▶ Low Off-State Leakage Current: 1.0μA Maximum
- ▶ I/O Breakdown Voltage: 1500Vrms Minimum
- ▶ Suffix -H for I/O Breakdown Voltage: 5000Vrms Minimum

**DIMENSIONS**  
*in Inches (Millimeters)*

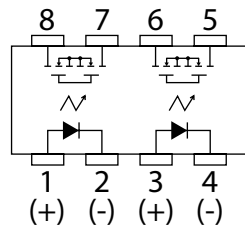
CT338



CS338



**TERMINAL IDENTIFICATION**



1,3: Anode (LED)  
2,4: Cathode (LED)

5,6,7,8: Drain (MOSFET)

CT338/CS338 MAXIMUM RATINGS (Ambient Temperature: 25°C)			
Parameters	Symbol	Units	Value
<b>INPUT SPECIFICATIONS</b>			
Continuous LED Current	I <sub>F</sub>	mA	50
Peak LED Current	I <sub>FP</sub>	mA	500
LED Reverse Voltage	V <sub>R</sub>	V	5
Input Power Dissipation	P <sub>in</sub>	mW	75
<b>OUTPUT SPECIFICATIONS</b>			
Load Voltage	V <sub>L</sub>	V (AC peak or DC)	600
Load Current	I <sub>L</sub>	mA	70
Peak Load Current	I <sub>Peak</sub>	A	0.2
Output Power Dissipation	P <sub>Out</sub>	mW	600
<b>RELAY SPECIFICATIONS</b>			
Total Power Dissipation	P <sub>T</sub>	mW	650
I/O Breakdown Voltage	V <sub>I/O</sub>	V <sub>rms</sub>	1500
Operating Temperature	T <sub>Opr</sub>	°C	-40 ~ +85
Storage Temperature	T <sub>Stg</sub>	°C	-40 ~ +100

CT338/CS338 ELECTRICAL SPECIFICATIONS (Ambient Temperature: 25°C)						
Parameters	Symbol	Test Conditions	Units	Min	Typ	Max
<b>INPUT</b>						
LED Forward Voltage	V <sub>F</sub>	I <sub>F</sub> =10mA	V	1.0		1.5
Operation LED Current	I <sub>F On</sub>		mA		0.9	3.0
Recovery LED Voltage	V <sub>F Off</sub>		V	0.5		
<b>OUTPUT</b>						
On-Resistance Drain to Drain	R <sub>On</sub>	I <sub>F</sub> =5mA, I <sub>L</sub> =Rating Time to flow is within 1 sec.	Ω		35	60
Off-State Leakage Current	I <sub>Leak</sub>	V <sub>L</sub> =600V	μA			1.0
Output Capacitance	C <sub>Out</sub>	V <sub>L</sub> =0V, f=1MHz	pF		95	
<b>TRANSMISSION</b>						
Turn-On Time	T <sub>On</sub>	I <sub>F</sub> =10mA, I <sub>L</sub> =Rating	ms		0.1	1.0
Turn-Off Time	T <sub>Off</sub>		ms		0.05	1.0
<b>COUPLED</b>						
I/O Insulation Resistance	R <sub>I/O</sub>		Ω	10 <sup>9</sup>		
I/O Capacitance	C <sub>I/O</sub>	f=1MHz	pF		1.3	

**Environmental Ratings:**

Operating Temp: -40°C to +85°C; Storage Temp: -40 to +100 C.  
All electrical parameters measured at 25° C unless otherwise specified.