

NOTES:

REFERENCE STANDARD IEC60169-11

I. ELECTRICAL PERFORMANCE -

NOMINAL IMPEDANCE : $50 \pm 2 \Omega$
 FREQUENCY RANGE : DC-3.0 GHz
 VSWR : 1.150 MAX.
 PIM : -160 dBc MAX. (2x43dBm)
 INSERTION LOSS : 0.050 dB MAX. (@ 3.0 GHz)
 INSULATION RESISTANCE : 5000 M Ω MIN.
 D.W.V : 2500 VRMS
 CONDUCTOR RESISTANCE : OUTER CONDUCTOR 1.0 m Ω MAX.
 INNER CONDUCTOR 0.5 m Ω MAX.

II. MECHANICAL PERFORMANCE -

(NUT) TORQUE : 10-12 N.m
 (NUT) WHORL PULL : 500 N
 TENSILE FORCE(CABLE-CONNECTOR) : 500 N
 TORSION(CABLE-CONNECTOR) : 4 N-m

III. MATERIAL AND PLATING -

INNER CONDUCTOR : SPRING BRONZE ALLOY, PLATING = Ag (5 μ m MIN.)
 OUTER CONDUCTOR : BRASS, PLATING = COPPER-TIN-ZINC (2 μ m MIN.)
 NUT : BRASS, PLATING = NI (5 μ m MIN.)
 GASKET : SILICONE RUBBER
 INSULATOR : PTFE

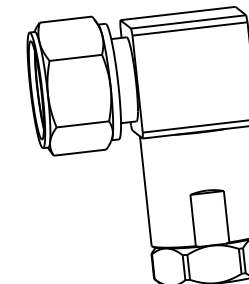
IV. ENVIRONMENTAL -

TEMP RANGE : -40°C TO +85°C
 WEATHER STANDARD : IEC 60068 40/ 085/ 21
 THERMAL SHOCK : IEC 60068-2-14-NA
 VIBRATION : IEC 60068-2-6-FC
 SHOCK : IEC 60068-2-27
 WATERPROOFING STANDARD : IP67

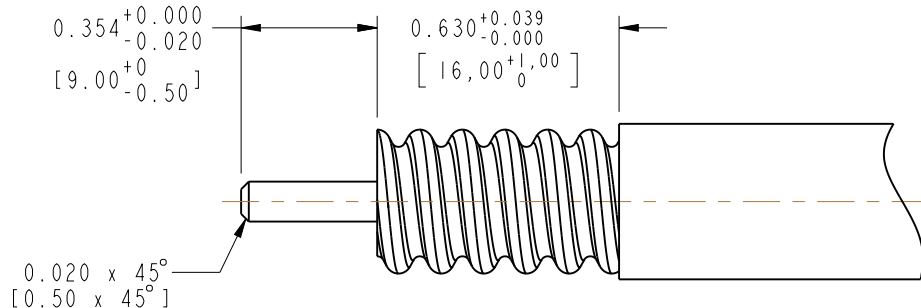
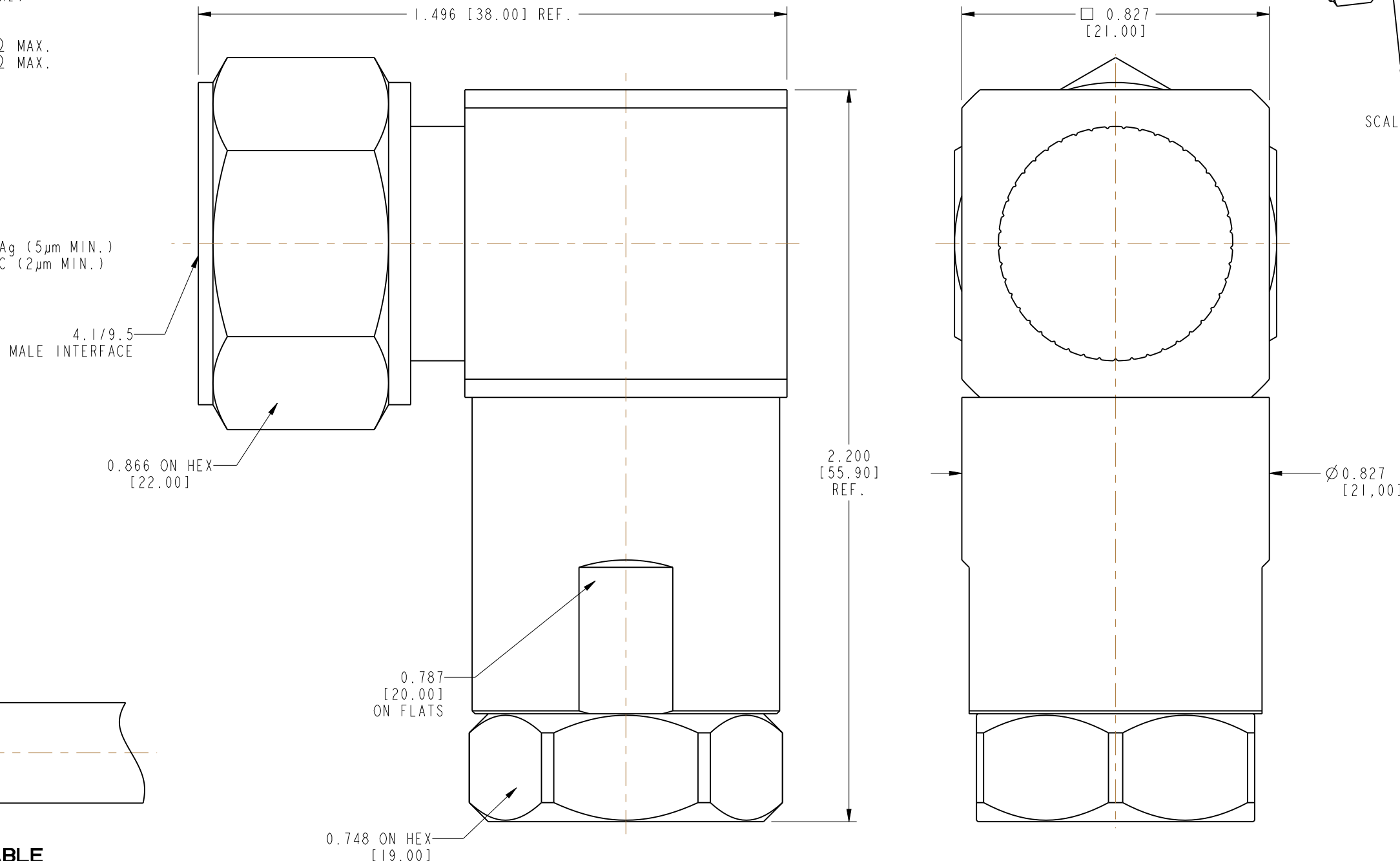
V. ASSEMBLY : INNER AND OUTER CONDUCTOR INSTALLED

VI. ROHS COMPLIANT

332113		REVISIONS			
DRAWING NO.	REV	DESCRIPTION	DATE	ECO	APPR
THIRD ANGLE PROJ.	A	RELEASE TO MFG.	03-Jan-14	--	AAP/BG



SCALE 0.700



RECOMMENDED CABLE STRIPPING DIMENSIONS

CUSTOMER OUTLINE DRAWING

ALL OTHER SHEETS ARE FOR INTERNAL USE ONLY

UNLESS OTHERWISE SPECIFIED, DIMENSIONS ARE IN INCHES AND TOLERANCES ARE: 2 PLACE DECIMAL ±.015 (0,381 mm) 3 PLACE DECIMAL ±.005 (0,127 mm) ANGLES ± 1°	MATERIAL	DRAWN	DATE	TITLE	Amphenol Connex	
	SEE NOTES	A ARUN PRABU	04-Oct-13	4.1/9.5 MALE RIGHT ANGLE FOR 1/2" H CABLE		
NOTICE - These drawings, specifications, or other data (1) are, and remain the property of Amphenol Corp. (2) must be returned upon request; and (3) are confidential and not to be disclosed to any person other than those to whom they are given by Amphenol Corp. The furnishing of these drawings, specifications, or other data by Amphenol Corp., or to any other person to anyone for any purpose is not to be regarded by implication or otherwise in any manner licensing, granting rights or permitting such holder or any other person to manufacture, use or sell any product, process or design, patented or otherwise, that may in any way be related to or disclosed by said drawings, specifications, or other data.	REFERENCE	ENGINEER	DATE	APPROVED	DATE	
			A ARUN PRABU	04-Oct-13	B.C. GLEISSNER	03-Jan-14
			CAD FILE			
		DWG SIZE	DRAWING NO.	REV		
		B	332113	A		