

**RoHS Compliant  
Pb - Lead Free**

Ltr	Revisions	Date	Appr

**Electrical Specifications:**

Frequency Range		13.500 ~ 800.000		MHz
Frequency Stability		±25 ~ ±100		ppm
Aging per Year		±3		ppm Max.
Operating Temperature Range	Standard	-20 ~ +70		°C
	Extended	-40 ~ +85		
Storage Temperature Range		-55 ~ +125		
Supply Voltage		2.5 ± 5%	3.3 ± 5%	VDD
Input Current		70	70	mA Max.
Output Voltage	Logic High (Voh)	1.475	2.275	VDD Min.
	Logic Low (Vol)	1.095	1.680	VDD Max.
Output Symmetry (Duty Cycle)		45 ~ 55		%
Output Type		LVPECL		
Output Load ( Connect to VDD - 2V )		50		ohm
Rise and Fall Time	13.500 to 99.999MHz	1.0	1.0	ns Max.
	100.000 to 160.000MHz	0.5	0.5	
	160.001 to 800.000MHz	0.5	0.5	
Enable-Disable Function		Tri-State		
Input Enable Voltage		1.75	2.31	VDD Min.
Input Disable Voltage		0.75	0.99	VDD Max.
Phase Jitter (12 KHz to 20 MHz)	13.500 to 99.999MHz	1		ps Max. RMS
	100.000 to 160.000MHz	1		
	160.001 to 800.000MHz	2		

Temperature stability is Inclusive of all conditions:

Calibration Tolerance at +25°C, frequency stability over the operating temperature range, supply voltage change, output load change, shock, vibration, and 1st year aging at +25°C.



No.11-3 Jianguo Rd., Tanzi Dist., 42760 Taiwan

All dimensions are millimeters.

CAD: TCR

Review: EG

Appr: JL

Page: 1/4 Date: January 10,2022

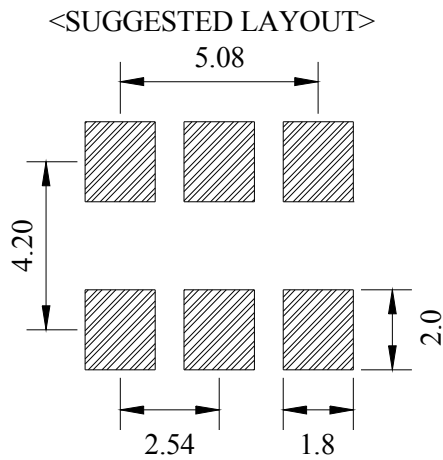
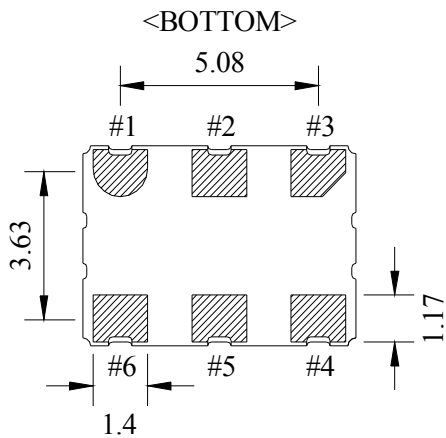
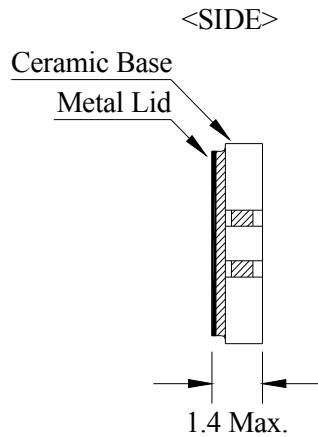
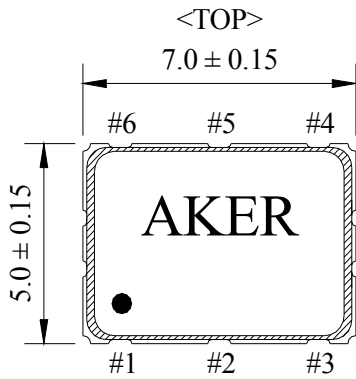
Specification Title:

**Clock Oscillator  
LVPECL - Complimentary Output  
5.0 x 7.0 millimeter Surface Mount  
General Product Specification**

Part Number:

**S7A LVPECL Series**

## Mechanical Outline and Solder Pad Layout:



Pin Connection	
PIN No.	Connection
#1	Enable/Disable
#2	NC
#3	GND
#4	Output - Q
#5	Output - QN
#6	VDD

Enable/Disable Function	
PIN #1	PIN #4 & #5
HIGH or OPEN	Operating
LOW	High Impedance

**Package is Seam Sealed Ceramic-Metal.**

**Terminator Pads are Ni/Au.**

**Dimensions are millimeters.**



## How to build a Part Number:

Series	S	Parameter
Package	7A	5.0 x 7.0 mm - 6 Pad
Supply Voltage	33	+3.3 VDD ± 5%
	25	+2.5 VDD ± 5%
Temperature Stability	10	±100 ppm
	05	±50 ppm
	025	±25 ppm
	-	
Frequency	13.500~800.000	MHz
	-	
Output Load	P	LVPECL
	-	
Temperature Range	See Notes	-20 ~ +70 °C
	X	-40 ~ +85 °C
	-	
Packaging	M	250pcs Reel
	R	1000pcs Reel

### Part Number Example:

S7A3305-156.250-P-X-R

S7A: 5.0 x 7.0 mm SMD Package - 6 Pad

33: +3.3±5% VDD Supply Voltage

05: ±50 ppm Temperature Stability

156.250 MHz Nominal Frequency

P: LVPECL Output

X: -40 ~ + 85°C Extended Temperature Range

R: Tape and Reel Packaging - 1000pcs Reel

### Notes:

- 1- Standard Duty Cycle and Temperature Range do not need to be included in Part Number description.
- 2- Product is shipped in Tape and Reel configuration.
- 3- Quantities less than 250pcs are shipped in tape only.
- 4- Specification subject to change without notice.