


Type WMF Polyester Film Capacitors

Film/Foil, Axial Leads - Commercial, Industrial Applications



Type WMF axial-leaded, polyester film/foil capacitors, available in a wide range of capacitance and voltage ratings, offer excellent moisture resistance capability with extended foil, non-inductive wound sections, epoxy sealed ends and a sealed outer wrapper. Like the Type DMT, Type WMF is an ideal choice for most applications, especially those with high peak currents.

Highlights

- Very high dV/dt
- Very high peak current
- Low inductance

Specifications

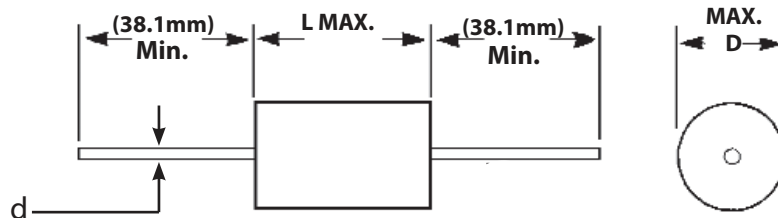
Capacitance Range	.001 to 5 μ F
Capacitance Tolerance @ 1 kHz/25 °C	\pm 10% (K) Standard Tolerance, \pm 5% (J)/ \pm 20% (M) (Optional)
Rated Voltage	50 to 630 Vdc
Operating Temperature Range	-55 °C to 125 °C* *Full rated voltage at 85 °C - derated linearly to 50% rated at 125 °C
Insulation Resistance	30,000 M Ω x μ F, 100,000 M Ω Min.
Dissipation Factor	.75% Max. (25 °C, 1 kHz)
Dielectric Strength	250%
Life Test	500 Hours at 85 °C at 125% Rated Voltage

Regulatory Information

Construction Details

Case Material	UL510 Polyester Tape Wrap
Resin Material	UL94V-0 Epoxy Fill
Terminal Material	Tin Plated Copper - Clad Steel

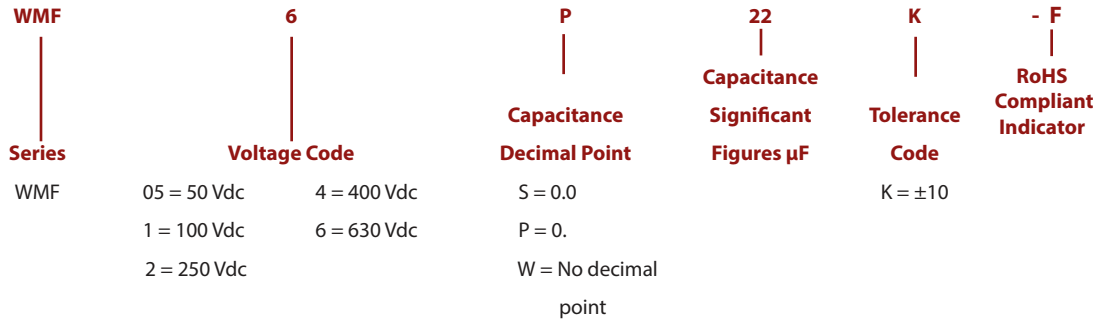
Dimensions



Type WMF Polyester Film Capacitors

Film/Foil, Axial Leads

Part Numbering System



Ratings

NOTE: Other ratings, sizes and performance specifications are available. Contact us.

Cap. μ F	Catalog Part Number	D mm	L mm	d mm	dV/dt V/ μ s
50 Vdc					
0.0820	WMF05S82K-F	7.1	20.6	0.5	1500
0.1000	WMF05P1K-F	7.1	20.6	0.5	1500
0.1200	WMF05P12K-F	7.5	20.6	0.6	1500
0.1500	WMF05P15K-F	8.0	20.6	0.6	1500
0.1800	WMF05P18K-F	8.6	20.6	0.6	1500
0.2200	WMF05P22K-F	9.1	20.6	0.6	1500
0.2700	WMF05P27K-F	10.7	20.6	0.6	1500
0.3300	WMF05P33K-F	10.9	20.6	0.6	1500
0.3900	WMF05P39K-F	10.3	27.0	0.6	920
0.4700	WMF05P47K-F	10.3	27.0	0.6	920
0.5000	WMF05P5K-F	10.8	27.0	0.6	920
0.5600	WMF05P56K-F	12.2	27.0	0.6	920
0.6800	WMF05P68K-F	13.3	27.0	0.6	920
0.8200	WMF05P82K-F	14.4	27.0	0.6	920
1.0000	WMF05W1K-F	14.3	34.9	0.6	660
1.2500	WMF05W1P25K-F	14.6	34.9	0.8	660
1.5000	WMF05W1P5K-F	16.4	34.9	0.8	660
2.0000	WMF05W2K-F	16.8	41.3	0.8	660
3.0000	WMF05W3K-F	20.1	41.3	1.0	660
4.0000	WMF05W4K-F	20.9	46.3	1.0	310
5.0000	WMF05W5K-F	23.2	46.3	1.0	310
100 Vdc					
0.0010	WMF1D1K-F	5.0	14.3	0.5	6300
0.0012	WMF1D12K-F	5.0	14.3	0.5	6300
0.0015	WMF1D15K-F	5.0	14.3	0.5	6300
0.0022	WMF1D22K-F	5.0	14.3	0.5	6300
0.0027	WMF1D27K-F	5.0	14.3	0.5	6300
0.0033	WMF1D33K-F	5.0	14.3	0.5	6300
0.0039	WMF1D39K-F	5.0	14.3	0.5	6300
0.0047	WMF1D47K-F	5.0	14.3	0.5	6300
0.0050	WMF1D5K-F	5.0	14.3	0.5	6300
0.0056	WMF1D56K-F	5.0	14.3	0.5	6300
0.0068	WMF1D68K-F	5.5	14.3	0.5	6300
0.0082	WMF1D82K-F	5.5	14.3	0.5	6300
0.0100	WMF1S1K-F	5.5	14.3	0.5	6300
0.0150	WMF1S15K-F	6.2	14.3	0.5	6300
0.0180	WMF1S18K-F	6.6	14.3	0.6	3200
0.0220	WMF1S22K-F	6.0	17.4	0.6	3200
0.0270	WMF1S27K-F	6.0	17.4	0.6	3200
0.0330	WMF1S33K-F	6.5	17.4	0.6	3200
0.0390	WMF1S39K-F	6.5	20.6	0.6	2100
0.0470	WMF1S47K-F	6.5	20.6	0.6	2100
0.0500	WMF1S5K-F	6.6	20.6	0.6	2100
0.0560	WMF1S56K-F	6.7	20.6	0.6	2100

Type WMF Polyester Film Capacitors

Film/Foil, Axial Leads

Cap. μF	Catalog Part Number	D mm	L mm	d mm	dV/dt V/μs	Cap. μF	Catalog Part Number	D mm	L mm	d mm	dV/dt V/μs
100 Vdc						0.2700	WMF2P27K-F	12.7	30.1	0.6	1900
0.0680	WMF1S68K-F	7.5	20.6	0.6	2100	0.3300	WMF2P33K-F	13.8	32.0	0.6	1500
0.0820	WMF1S82K-F	7.0	23.8	0.6	1600	0.3900	WMF2P39K-F	14.3	33.3	0.8	1500
0.1000	WMF1P1K-F	8.5	23.8	0.6	1600	0.4700	WMF2P47K-F	15.5	33.3	0.8	1500
0.1200	WMF1P12K-F	8.0	23.8	0.6	1600	0.5600	WMF2P56K-F	16.8	33.3	1.0	1500
0.1500	WMF1P15K-F	8.6	23.8	0.6	1600	0.6800	WMF2P68K-F	16.8	41.3	1.0	1500
0.1800	WMF1P18K-F	8.8	27.0	0.6	1600	0.8200	WMF2P82K-F	18.2	41.3	1.0	1500
0.2200	WMF1P22K-F	9.5	27.0	0.6	1600	1.0000	WMF2W1K-F	18.8	44.4	1.0	1500
0.2700	WMF1P27K-F	9.5	30.1	0.6	1600	1.2500	WMF2W1P25K-F	20.7	44.4	1.0	1500
0.3300	WMF1P33K-F	10.5	30.1	0.6	1600	1.5000	WMF2W1P5K-F	20.5	46.0	1.0	650
0.3900	WMF1P39K-F	10.9	30.1	0.6	1600	2.0000	WMF2W2K-F	24.5	47.6	1.0	650
0.4700	WMF1P47K-F	12.5	31.7	0.6	840	400 Vdc					
0.5000	WMF1P5K-F	11.7	31.7	0.6	840	0.0010	WMF4D1K-F	5.0	17.4	0.5	14400
0.5600	WMF1P56K-F	12.3	31.7	0.8	840	0.0015	WMF4D15K-F	5.0	17.4	0.5	14400
0.6800	WMF1P68K-F	14.5	31.7	0.8	840	0.0018	WMF4D18K-F	5.0	17.4	0.5	14400
0.8200	WMF1P82K-F	13.7	35.9	0.8	840	0.0022	WMF4D22K-F	5.0	17.4	0.5	14400
1.0000	WMF1W1K-F	17.0	38.1	1.0	840	0.0027	WMF4D27K-F	5.5	17.4	0.5	14400
1.2500	WMF1W1P25K-F	16.4	38.1	1.0	840	0.0033	WMF4D33K-F	5.6	17.4	0.5	14400
1.5000	WMF1W1P5K-F	18.7	41.3	1.0	840	0.0039	WMF4D39K-F	5.9	17.4	0.5	14400
2.0000	WMF1W2K-F	21.2	41.3	1.0	840	0.0047	WMF4D47K-F	6.0	17.4	0.5	14400
200/250 Vdc						0.0056	WMF4D56K-F	6.7	17.4	0.6	14400
0.0010	WMF2D1K-F	5.0	14.3	0.5	7500	0.0068	WMF4D68K-F	7.2	17.4	0.6	14400
0.0015	WMF2D15K-F	5.0	14.3	0.5	7500	0.0082	WMF4D82K-F	7.7	17.4	0.6	14400
0.0022	WMF2D22K-F	5.0	14.3	0.5	7500	0.0100	WMF4S1K-F	8.4	17.4	0.6	14400
0.0027	WMF2D27K-F	5.0	14.3	0.5	7500	0.0150	WMF4S15K-F	9.9	17.4	0.6	14400
0.0033	WMF2D33K-F	5.0	14.3	0.5	7500	0.0180	WMF4S18K-F	8.0	20.6	0.6	14400
0.0039	WMF2D39K-F	5.0	14.3	0.5	7500	0.0220	WMF4S22K-F	8.9	20.6	0.6	7200
0.0047	WMF2D47K-F	5.5	14.3	0.5	7500	0.0270	WMF4S27K-F	9.6	20.6	0.6	7200
0.0050	WMF2D5K-F	5.5	14.3	0.5	7500	0.0330	WMF4S33K-F	9.5	22.2	0.6	6500
0.0056	WMF2D56K-F	5.5	14.3	0.5	7500	0.0390	WMF4S39K-F	10.2	22.2	0.6	6500
0.0068	WMF2D68K-F	5.5	14.3	0.5	7500	0.0470	WMF4S47K-F	11.0	22.2	0.6	6500
0.0082	WMF2D82K-F	5.5	14.3	0.5	7500	0.0560	WMF4S56K-F	9.8	27.0	0.6	3600
0.0100	WMF2S1K-F	5.8	14.3	0.5	7500	0.0680	WMF4S68K-F	10.3	27.0	0.6	3600
0.0150	WMF2S15K-F	6.7	14.3	0.6	7500	0.0820	WMF4S82K-F	10.3	27.0	0.6	3600
0.0180	WMF2S18K-F	7.1	14.3	0.6	7500	0.1000	WMF4P1K-F	12.4	27.0	0.6	3600
0.0220	WMF2S22K-F	6.6	17.4	0.6	3700	0.1500	WMF4P15K-F	13.6	31.7	0.6	2400
0.0270	WMF2S27K-F	6.6	17.4	0.6	3700	0.1800	WMF4P18K-F	13.6	34.9	0.6	2400
0.0330	WMF2S33K-F	7.0	20.6	0.6	2500	0.2200	WMF4P22K-F	15.1	34.9	0.8	2400
0.0390	WMF2S39K-F	7.5	20.6	0.6	2500	0.2700	WMF4P27K-F	15.5	38.1	0.8	2400
0.0470	WMF2S47K-F	7.5	20.6	0.6	2500	0.3300	WMF4P33K-F	15.9	41.3	0.8	2400
0.0560	WMF2S56K-F	7.5	20.6	0.6	2500	0.3900	WMF4P39K-F	15.9	41.3	0.8	2400
0.0680	WMF2S68K-F	8.0	20.6	0.6	2500	0.4700	WMF4P47K-F	18.5	41.3	1.0	2400
0.0820	WMF2S82K-F	7.6	23.8	0.6	1900	0.5600	WMF4P56K-F	19.2	44.4	1.0	2400
0.1000	WMF2P1K-F	8.1	23.8	0.6	1900	0.6800	WMF4P68K-F	20.8	44.4	1.0	2400
0.1500	WMF2P15K-F	9.5	23.8	0.6	1900	0.8200	WMF4P82K-F	22.7	44.4	1.0	2400
0.2200	WMF2P22K-F	10.5	30.1	0.6	1900	1.0000	WMF4W1K-F	22.7	50.8	1.0	1300

Type WMF Polyester Film Capacitors

Film/Foil, Axial Leads

Cap. μF	Catalog Part Number	D mm	L mm	d mm	dV/dt V/μs	Cap. μF	Catalog Part Number	D mm	L mm	d mm	dV/dt V/μs
1.2500	WMF4W1P25K-F	25.1	50.8	1.0	1300	0.0220	WMF6S22K-F	8.5	23.8	0.6	5800
1.5000	WMF4W1P5K-F	25.3	58.7	1.0	1300	0.0270	WMF6S27K-F	9.3	23.8	0.6	5800
600/630 Vdc						0.0330	WMF6S33K-F	10.0	25.4	0.6	5800
0.0010	WMF6D1K-F	5.0	20.6	0.5	9000	0.0390	WMF6S39K-F	10.0	25.4	0.6	5800
0.0012	WMF6D12K-F	5.5	20.6	0.5	9000	0.0470	WMF6S47K-F	10.9	25.4	0.6	5800
0.0015	WMF6D15K-F	5.5	20.6	0.5	9000	0.0560	WMF6S56K-F	11.7	25.4	0.6	5800
0.0018	WMF6D18K-F	5.5	20.6	0.5	9000	0.0680	WMF6S68K-F	12.7	25.4	0.8	5800
0.0022	WMF6D22K-F	5.5	20.6	0.5	9000	0.0820	WMF6S82K-F	12.9	34.9	0.8	3700
0.0027	WMF6D27K-F	5.5	20.6	0.5	9000	0.1000	WMF6P1K-F	14.7	34.9	0.8	3700
0.0033	WMF6D33K-F	5.8	20.6	0.5	9000	0.1200	WMF6P12K-F	16.0	34.9	0.8	3700
0.0039	WMF6D39K-F	6.1	20.6	0.5	9000	0.1500	WMF6P15K-F	17.4	34.9	1.0	3700
0.0047	WMF6D47K-F	6.6	20.6	0.5	9000	0.1800	WMF6P18K-F	16.9	41.3	1.0	3700
0.0056	WMF6D56K-F	6.9	20.6	0.6	9000	0.2200	WMF6P22K-F	18.3	41.3	1.0	3700
0.0068	WMF6D68K-F	7.4	20.6	0.6	9000	0.2700	WMF6P27K-F	20.1	41.3	1.0	3700
0.0082	WMF6D82K-F	7.4	20.6	0.6	9000	0.3300	WMF6P33K-F	19.0	50.8	1.0	1600
0.0100	WMF6S1K-F	7.4	20.6	0.6	9000	0.3900	WMF6P39K-F	20.7	50.8	1.0	1600
0.0150	WMF6S15K-F	7.5	23.8	0.6	5800	0.4700	WMF6P47K-F	22.5	50.8	1.0	1600
0.0180	WMF6S18K-F	8.0	23.8	0.6	5800	0.5600	WMF6P56K-F	24.2	50.8	1.0	1600
						0.6800	WMF6P68K-F	26.2	50.8	1.0	1600
						0.8200	WMF6P82K-F	29.5	50.8	1.0	1600
						1.0000	WMF6W1K-F	30.1	65.1	1.0	1600

Notice and Disclaimer: All product drawings, descriptions, specifications, statements, information and data (collectively, the "Information") in this datasheet or other publication are subject to change. The customer is responsible for checking, confirming and verifying the extent to which the Information contained in this datasheet or other publication is applicable to an order at the time the order is placed. All Information given herein is believed to be accurate and reliable, but it is presented without any guarantee, warranty, representation or responsibility of any kind, expressed or implied. Statements of suitability for certain applications are based on the knowledge that the Cornell Dubilier company providing such statements ("Cornell Dubilier") has of operating conditions that such Cornell Dubilier company regards as typical for such applications, but are not intended to constitute any guarantee, warranty or representation regarding any such matter – and Cornell Dubilier specifically and expressly disclaims any guarantee, warranty or representation concerning the suitability for a specific customer application, use, storage, transportation, or operating environment. The Information is intended for use only by customers who have the requisite experience and capability to determine the correct products for their application. Any technical advice inferred from this Information or otherwise provided by Cornell Dubilier with reference to the use of any Cornell Dubilier products is given gratis (unless otherwise specified by Cornell Dubilier), and Cornell Dubilier assumes no obligation or liability for the advice given or results obtained. Although Cornell Dubilier strives to apply the most stringent quality and safety standards regarding the design and manufacturing of its products, in light of the current state of the art, isolated component failures may still occur. Accordingly, customer applications which require a high degree of reliability or safety should employ suitable designs or other safeguards (such as installation of protective circuitry or redundancies or other appropriate protective measures) in order to ensure that the failure of an electrical component does not result in a risk of personal injury or property damage. Although all product-related warnings, cautions and notes must be observed, the customer should not assume that all safety measures are indicated in such warnings, cautions and notes, or that other safety measures may not be required.