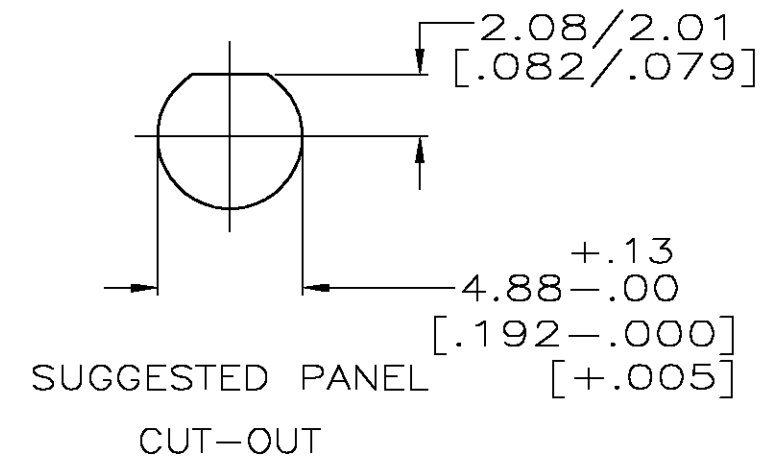
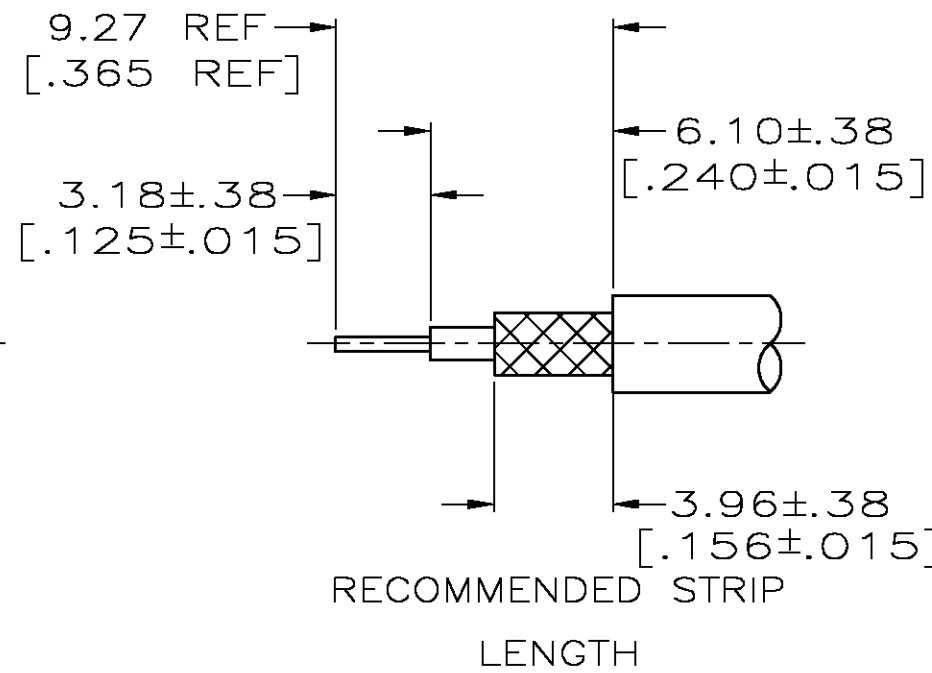
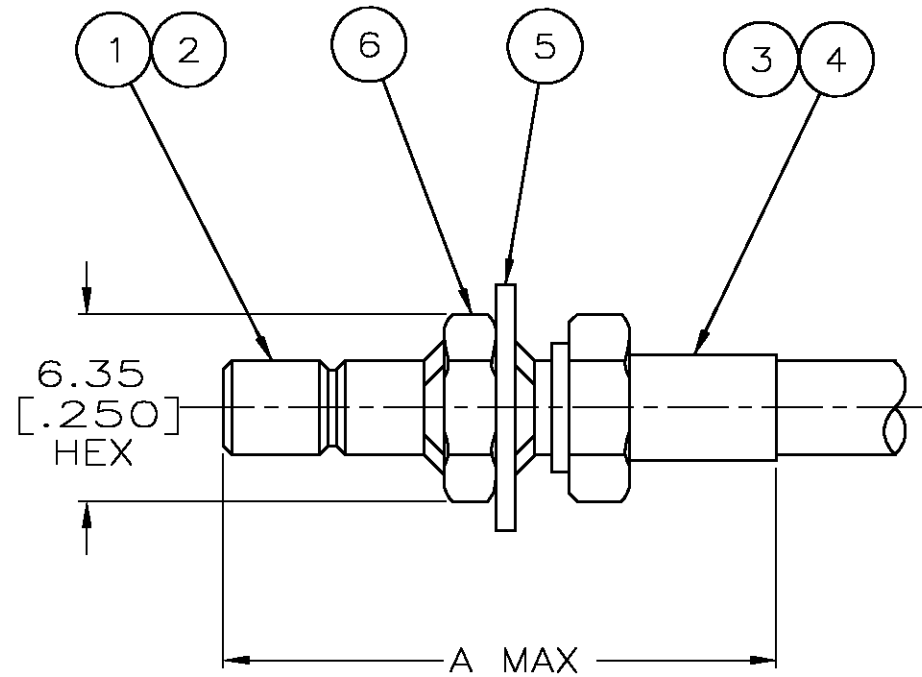


THIS DRAWING IS UNPUBLISHED. RELEASED FOR PUBLICATION  
 © COPYRIGHT BY TYCO ELECTRONICS CORPORATION. ALL RIGHTS RESERVED.

LOC	DIST	REVISIONS			
P	LTR	DESCRIPTION	DATE	DWN	APVD
AJ	16	M	PER EC 0S14-0180-04	06OCT2004	JGH/JGH

- ① FOR USE WITH BRAID CRIMP HAND TOOL 220190-1
- ② FOR USE WITH CONTACT CRIMP MIL-C-22520/5-01 (DANIELS AFM 8) TOOL W/ DANIELS POSITIONER K727
- ③ USE WITH BRAID CRIMP HAND TOOL MIL-C-22520/5-01
- 4. SEE IS 2987-3
- ⑤ OBSOLETE PART NUMBER.



RG-188/U DOUBLE BRAID	19.56	[.770]	Y196	POSN 2	59969-2	414969-2	415001-2	-	221240-6	228225-2	228222-1	⑤ 228217-5		
RG-174/U, 188/U & 316/U	23.36	[.920]	Y444	POSN 2	58046-1 (AREA A)	414969-2	415001-2	-	221240-3	228225-2	228222-1	⑤ 228217-4		
RG-179/U, 187/U & H.P. CABLES	23.36	[.920]	Y444	POSN 4	58046-1 (AREA A)	414969-2	415001-2	-	9-228202-0	228570-2	228222-1	⑤ 228217-3		
RG-178/U & 196/U	23.36	[.920]	Y624	POSN 4	58046-1 (AREA B)	414969-2	415001-2	228280-1	228279-3	228570-2	228222-1	⑤ 228217-2		
RG-174/U, 188/U & 316/U	23.36	[.920]	Y444	POSN 2	58046-1 (AREA A)	414969-2	415001-2	-	9-228202-0	228225-2	228222-1	228217-1		
FOR USE WITH CABLE	A	DANIELS DIE SET	③	DIE SET	②	AMP DIE SET	①	⑥ JAMNUT QTY=1	⑤ LOCKWASHER QTY=1	④ TUBING QTY=1	③ FERRULE QTY=1	② CONTACT QTY=1	① JACK ASSEMBLY QTY=1	PART NUMBER

THIS DRAWING IS A CONTROLLED DOCUMENT.

DIMENSIONS: INCHES	TOLERANCES UNLESS OTHERWISE SPECIFIED:
⊕	0 PLC ± -
	1 PLC ± -
	2 PLC ± -
	3 PLC ± -
	4 PLC ± -
ANGLES ± -	

MATERIAL FINISH

DWN	JEFFREY DAVIS	11/20/92
CHK	G. MICHAEL	11/24/92
APVD	G. MICHAEL	11/24/92
PRODUCT SPEC	-	
APPLICATION SPEC	-	
WEIGHT	-	

<b>tyco Electronics</b>		Tyco Electronics Corporation Harrisburg, PA 17105-3608	
NAME JACK, BULKHEAD, SERIES SMB			
SIZE	CAGE CODE	DRAWING NO	RESTRICTED TO
A3	00779	C-228217	-
SCALE		SHEET	REV
NTS		1 OF 1	M