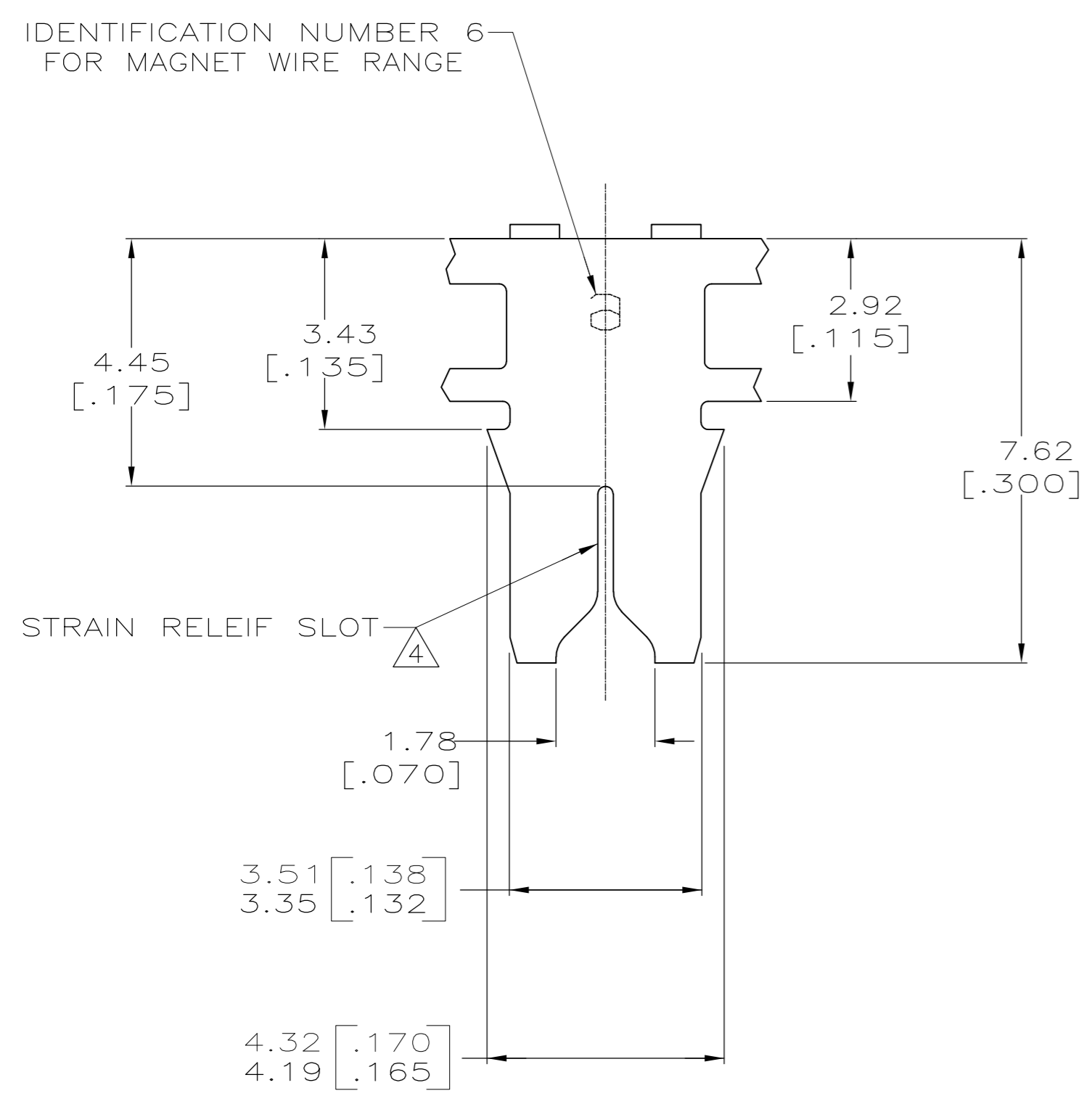
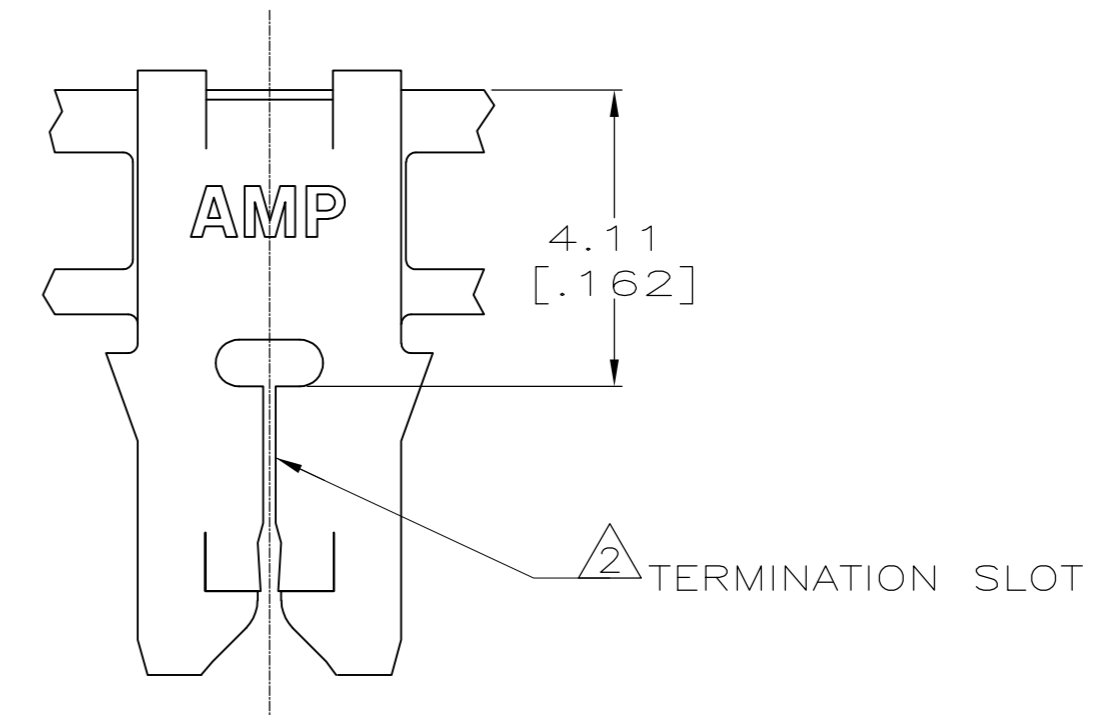
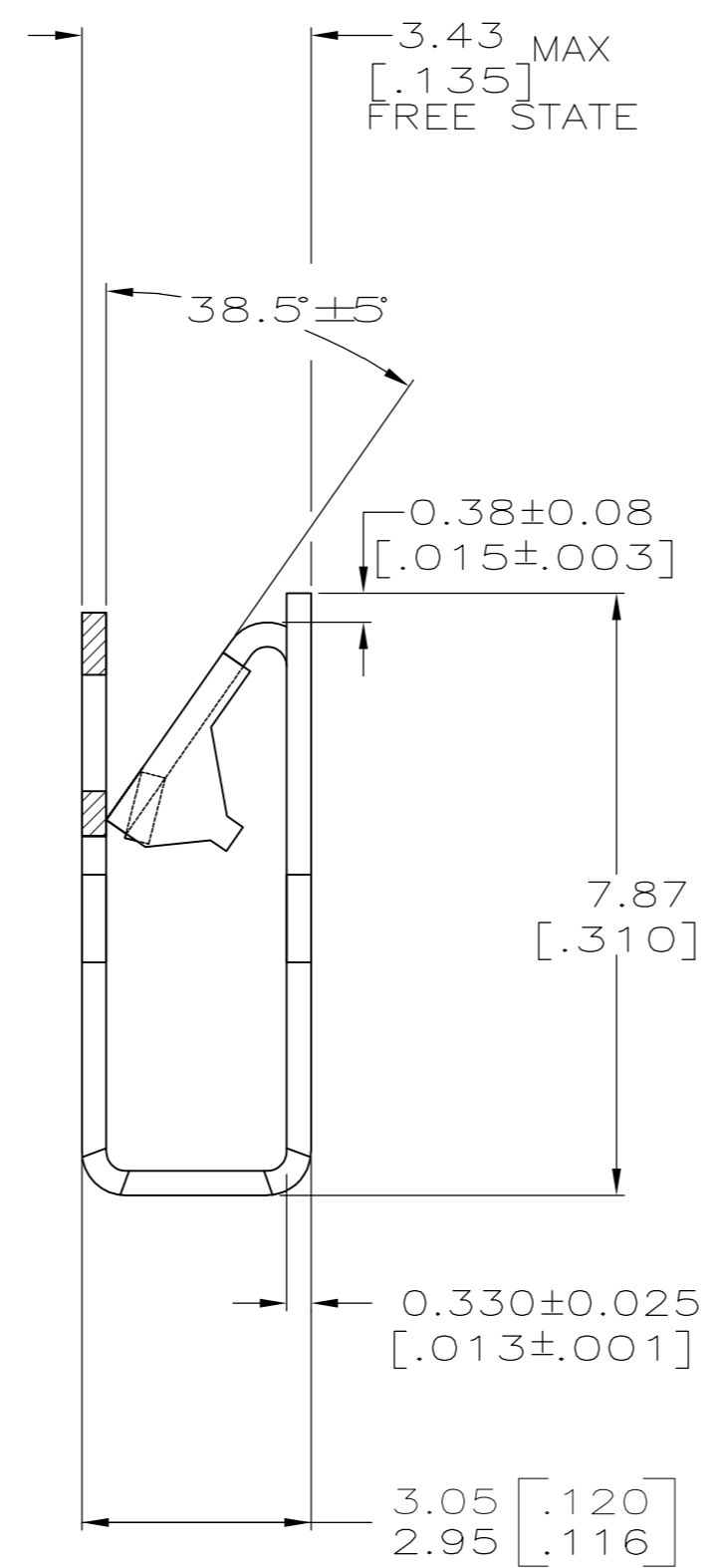
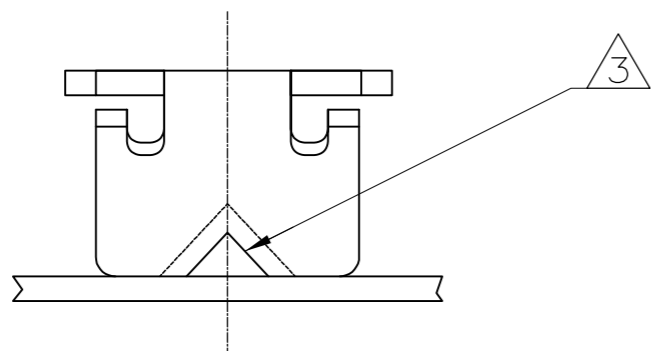


THIS DRAWING IS UNPUBLISHED. RELEASED FOR PUBLICATION
 © COPYRIGHT - By - ALL RIGHTS RESERVED.

LOC	DIST	REVISIONS			
P	LTR	DESCRIPTION	DATE	DWN	APVD
AF	50	C1	-1 OBSOLETE	19MAY15	PKS RRP

- 1 CONTINUOUS STRIP ON REELS WITH TERMINALS LOCATED ON 5.59±0.08 [.220±.003] CENTERS.
- 2 SLOT TERMINATES A SINGLE MAGNET WIRE. COPPER RANGE: 0-.25-0.32mm [#30-#28] AWG.
- 3 POKE-IN ACCEPTS A 0.5-0.9mm² [#20-#18] AWG SOLID OR FUSED STRANDED LEAD WIRE.
- 4 SLOT ACCEPTS A SINGLE MAGNET WIRE. COPPER RANGE: 0-.29-0.32mm [#29-#28] AWG.
- 5 SPECIAL LABELING.
- 6 PRELIMINARY - NOT FOR PRODUCTION.



OBSOLETE 5 1217011-2 6
 1217011-1
 PART NUMBER

THIS DRAWING IS A CONTROLLED DOCUMENT.		DWN MICHAEL S. FEHER 12JUL2000	STE TE Connectivity		
DIMENSIONS: INCHES		CHK KURT A. RANDOLPH 12JUL2000			
TOLERANCES UNLESS OTHERWISE SPECIFIED:		APVD KURT A. RANDOLPH 12JUL2000	NAME TERMINAL, POKE-IN, 300 SERIES MAG-MATE™		
0 PLC ± -		PRODUCT SPEC 108-2012	SIZE A2	CAGE CODE 00779	DRAWING NO 1217011
1 PLC ± -		APPLICATION SPEC 114-2046	RESTRICTED TO -		
2 PLC ± 0.25[.010]		WEIGHT -	SCALE 10:1	SHEET 1 of 1	REV C1
3 PLC ± -		MATERIAL 4M BRASS	CUSTOMER DRAWING		
4 PLC ± -		FINISH 0.002032[.000080]			
ANGLES ± -					