

## Panel feed-through terminal block - UWV 25/S - 3073458

Please be informed that the data shown in this PDF Document is generated from our Online Catalog. Please find the complete data in the user's documentation. Our General Terms of Use for Downloads are valid (<http://download.phoenixcontact.com>)



Panel feed-through terminal block, Connection method: Screw connection, Load current : 125 A, Cross section: 6 mm<sup>2</sup> - 35 mm<sup>2</sup>, AWG 8 - 3, Connection direction of the conductor to plug-in direction: 90 °, Width: 15.1 mm, Color: gray

### Product Features

- Easy grouping with engagement pin versions
- Both terminal halves can be easily assembled by simply snapping them together
- Molded versions ensure maximum tightness of seal
- Touch-proof insulating housing in a new design
- Spacer plates increase air and creepage distances
- Universal screw connection with screw locking
- Automatic compensation of the panel thickness via the snap principle integrated in the insulation housing



### Key commercial data

Packing unit	1 1
Custom tariff number	85369010
Country of origin	China

### Technical data

#### General

Number of levels	1
Number of connections	2
Color	gray
Insulating material	PA
Inflammability class according to UL 94	V0
Maximum load current	125 A
Rated surge voltage	6 kV
Pollution degree	3
Surge voltage category	III

# Panel feed-through terminal block - UWV 25/S - 3073458

## Technical data

### General

Insulating material group	I
Connection in acc. with standard	IEC 60947-7-1
Nominal current $I_N$	101 A
Nominal voltage $U_N$	800 V with spacer plate
Open side panel	nein
Number of positions	1

### Dimensions

Width	15.1 mm
-------	---------

### Connection data

Note	Terminal sleeve
Connection side	Level 1 ext. 1
Connection method	Screw connection
Note	Note: Product releases, connection cross sections and notes on connecting aluminum cables can be found in the download area.
Conductor cross section solid min.	6 mm <sup>2</sup>
Conductor cross section solid max.	35 mm <sup>2</sup>
Conductor cross section stranded min.	10 mm <sup>2</sup>
Conductor cross section stranded max.	25 mm <sup>2</sup>
Conductor cross section AWG/kcmil min.	10
Conductor cross section AWG/kcmil max	2
Conductor cross section stranded, with ferrule without plastic sleeve min.	4 mm <sup>2</sup>
Conductor cross section stranded, with ferrule without plastic sleeve max.	25 mm <sup>2</sup>
Conductor cross section stranded, with ferrule with plastic sleeve min.	4 mm <sup>2</sup>
Conductor cross section stranded, with ferrule with plastic sleeve max.	25 mm <sup>2</sup>
2 conductors with same cross section, solid min.	2.5 mm <sup>2</sup>
2 conductors with same cross section, solid max.	10 mm <sup>2</sup>
2 conductors with same cross section, stranded min.	4 mm <sup>2</sup>
2 conductors with same cross section, stranded max.	10 mm <sup>2</sup>
2 conductors with same cross section, stranded, ferrules without plastic sleeve, min.	2.5 mm <sup>2</sup>
2 conductors with same cross section, stranded, ferrules without plastic sleeve, max.	10 mm <sup>2</sup>
2 conductors with same cross section, stranded, TWIN ferrules with plastic sleeve, min.	2.5 mm <sup>2</sup>
2 conductors with same cross section, stranded, TWIN ferrules with plastic sleeve, max.	10 mm <sup>2</sup>
Stripping length	19 mm
Internal cylindrical gage	B 7

## Panel feed-through terminal block - UWV 25/S - 3073458

### Technical data

#### Connection data

Screw thread	M5
Tightening torque, min	4 Nm
Tightening torque max	4.5 Nm

### Classifications

#### eCl@ss

eCl@ss 4.0	27141131
eCl@ss 4.1	27141131
eCl@ss 5.0	27141134
eCl@ss 5.1	27141134
eCl@ss 6.0	27141134
eCl@ss 7.0	27141134
eCl@ss 8.0	27141134

#### ETIM

ETIM 2.0	EC001283
ETIM 3.0	EC001283
ETIM 4.0	EC001283
ETIM 5.0	EC001283

#### UNSPSC

UNSPSC 6.01	30211811
UNSPSC 7.0901	39121410
UNSPSC 11	39121410
UNSPSC 12.01	39121410
UNSPSC 13.2	39121410

### Approvals

#### Approvals

---

Approvals

UL Recognized / GOST

---

Ex Approvals


---


# Panel feed-through terminal block - UWV 25/S - 3073458

## Approvals

Approvals submitted

### Approval details

UL Recognized 		
	B	C
mm <sup>2</sup> /AWG/kcmil	10-2	10-2
Nominal current I <sub>N</sub>	112.5 A	112.5 A
Nominal voltage U <sub>N</sub>	600 V	600 V

GOST 		
--	--	--

## Accessories

### Accessories

#### Flange

Flange cover - UWV 25-F - 3074622



Flange cover, Color: gray

### Mounting material

Sealing plate - POT-UW 25 - 3074075



Sealing plate, Color: gray

### Partition plate

## Panel feed-through terminal block - UWV 25/S - 3073458

### Accessories

Spacer plate - DP-UWV 25 - 3074431



Spacer plate, Color: gray

---

### Screwdriver tools

Screwdriver - SZS 1,0X6,5 VDE - 1205079



Screwdriver, slot-headed, VDE insulated, size: 1.0 x 6.5 x 150 mm, 2-component grip, with non-slip grip

---

### Terminal marking

Zack marker strip - ZB 15:UNBEDRUCKT - 0811972



Zack marker strip, Strip, white, Unlabeled, Can be labeled with: Plotter, Mounting type: Snap into tall marker groove, For terminal block width: 15.2 mm, Lettering field: 10.5 x 15.1 mm

---

Zack Marker strip, flat - ZBF 15:UNBEDRUCKT - 0811202



Zack Marker strip, flat, Strip, white, Unlabeled, Can be labeled with: Plotter, Mounting type: Snap into flat marker groove, Lettering field: 15 x 5.2 mm

---

Marker for terminal blocks - TMT 100 R - 0816605



Marker for terminal blocks, Roll, white, Unlabeled, Can be labeled with: THERMOMARK ROLL, THERMOMARK X, THERMOMARK S1.1, Unperforated, Mounting type: Snap into universal marker groove, Snap into flat marker groove, Lettering field: 6.35 x 101.5 mm

# Panel feed-through terminal block - UWV 25/S - 3073458

## Accessories

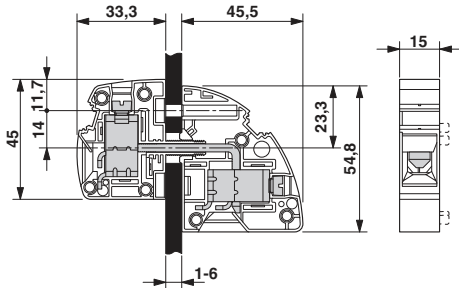
Marker for terminal blocks - TMT (EX9,5)R - 0828295



Marker for terminal blocks, Roll, white, Unlabeled, Can be labeled with: THERMOMARK ROLL, THERMOMARK X, THERMOMARK S1.1, Mounting type: Snap into universal marker groove, Snap into flat marker groove, Lettering field: 9.5 x 50000 mm

## Drawings

Dimensioned drawing



Dimensioned drawing

