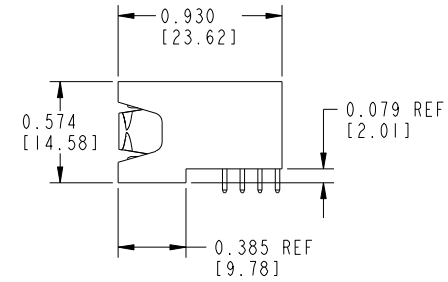
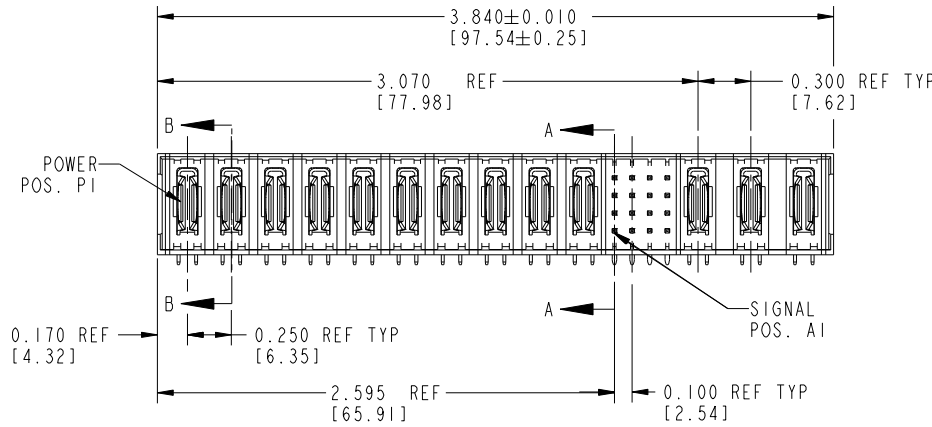


Tous droits strictement reserves. Reproduction ou communication a des tiers interdite sous quelque forme que ce soit sans autorisation ecrite du propriétaire.
 Propriete de c FCI. Droits de reproduction FCI.

All rights strictly reserved. Reproduction or issue to third parties in any form whatever is not permitted without written authority from the proprietor.
 Property of FCI. Copyright FCI.

PRODUCT No.	ROWS	POWER										SIGNAL			POWER			E2		
		E1	P1	P2	P3	P4	P5	P6	P7	P8	P9	P10	I1	I2	I3	I4	P11		P12	P13
51939-001-- NOTE: 2	D C B A		PA	PA	PA	PA	PA	PA	PA	PA	PA	PA	H	U	U	U	PA	PA	PA	



CODE	DIM "M" ±0.010 [0.25]	CONTACT TYPE
H	0.220 [5.59]	SIGNAL
R	0.270 [6.86]	SIGNAL
S	0.270 [6.86]	SIGNAL
T	0.270 [6.86]	SIGNAL
U	0.270 [6.86]	SIGNAL
PA	N/A [N/A]	POWER

NOTE 1				tolerances unless otherwise specified	
ltr	ecn no.	dr	date	linear	.XX±.01/0.X±0.3
A	V12145	JRW	08/08/01		.XXX±.005/0.XX±0.13
B	DG06-0008	JMG	01/09/06		.XXX±.0020/0.XXX±0.051
C	DG08-0308	WD	11/05/08	angles	0°±2°
				dr	J. WITMER 08/08/01
				enr	J. ALLISON 08/08/01
				chr	J. ALLISON 08/08/01
				appd	J. ALLISON 08/08/01
sheet index	revision sheet	C	C		
		1	2		

CUSTOMER COPY		FCI	
www.fciconnect.com		title	
projection		10P + 16S + 3ACP RIGHT ANGLE SOLDER HEADER	
INCH/MM		product family	
scale 1:1		PwrBlade	
size		code	
A		213	
dwg no		sheet	
51939		1 OF 2	

sheet index	revision sheet	C	C						
		1	2						

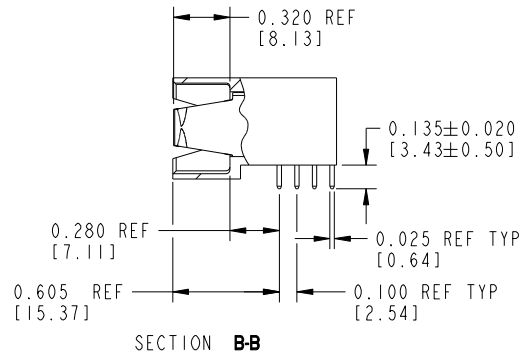
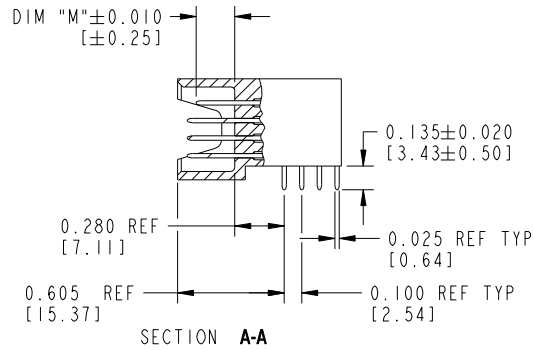
Pro/E

cage code 22526

Tous droits strictement réservés. Reproduction ou communication à des tiers interdite sous quelque forme que ce soit sans autorisation écrite du propriétaire. Propriété de c.FCI. Droits de reproduction FCI.

All rights strictly reserved. Reproduction or issue to third parties in any form whatever is not permitted without written authority from the proprietor. Property of FCI. Copyright FCI.

PRODUCT NUMBER
51939-001--
NOTE: 2

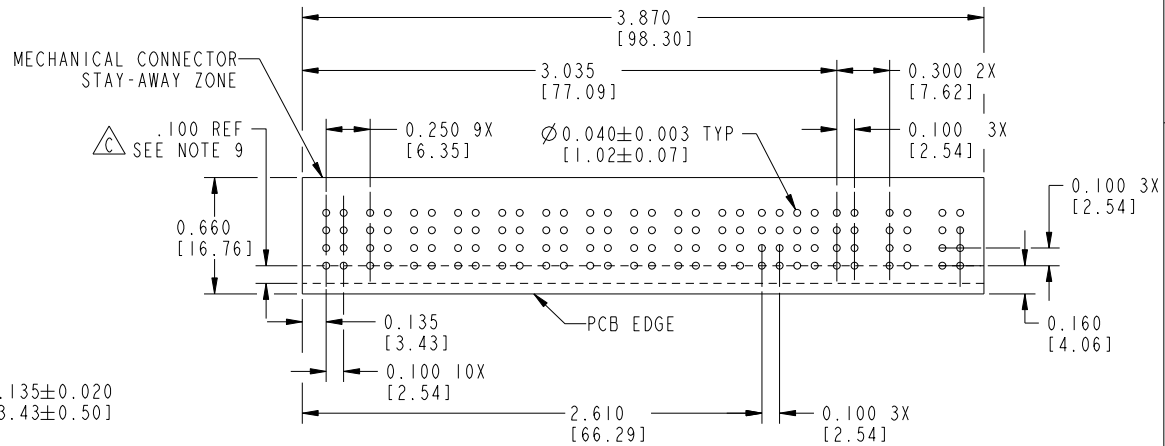


CONNECTOR NOTES:

- HOUSING MATERIAL: UL 94 V-0 GLASS FILLED HIGH TEMP THERMOPLASTIC
POWER CONTACT MATERIAL: COPPER ALLOY
SIGNAL CONTACT MATERIAL: COPPER ALLOY
- SEE PRINT 10064183 FOR PLATING SPEC OF 51939 AND 51939LF RESPECTIVELY.
- "MANUFACTURER" NAME, P/N, AND DATE CODE TO APPEAR ON THIS SURFACE
- PRODUCT SPECIFICATION GS-12-149

PCB NOTES:

- ALL DIMENSIONS ARE BASIC UNLESS OTHERWISE SPECIFIED.
 - ALL THROUGH HOLES ARE LOCATED WITH A TRUE POSITION OF 0.004 [0.10]
 - ALL HOLE DIAMETERS ARE FINISHED HOLE SIZE
 - $\varnothing 0.0453 \pm 0.0010$ [1.151 ± 0.025] DRILLED HOLES PLATED WITH 0.0003 [0.008] MIN SnPb OVER 0.001 [0.03] TO 0.003 [0.08] Cu PLATING TO ACHIEVE A $\varnothing 0.040 \pm 0.003$ [1.02 ± 0.07] HOLE.
 - AVOID HAVING EXPOSED CIRCUITRY IN THIS AREA.
10. A \triangle SYMBOL WILL BE NEXT TO ANY DIMENSION, VIEW, OR NOTE WHICH HAS BEEN MODIFIED WITH THE CURRENT DRAWING REVISION.



RECOMMENDED PCB LAYOUT

mat'l code		NOTE 1		tolerances unless otherwise specified		CUSTOMER COPY		FCI		www.fciconnect.com	
ltr	ecn no.	dr	date	linear	.XX±.01/0.X±0.3	projection	1	title	10P + 16S + 3ACP		
c				angles	.XXX±.005/0.XX±0.13	INCH/MM	1	RIGHT ANGLE SOLDER HEADER			
				dr	.XXX±.0020/0.XXX±0.051	scale	1:1	product family	PwrBlade	code	213
				enr	0°+2°	size	A	dwg no	51939	sheet	2
				chr	J. WITMER 08/08/01						
				appr	J. ALLISON 08/08/01						
sheet index	revision sheet										

cage code 22526