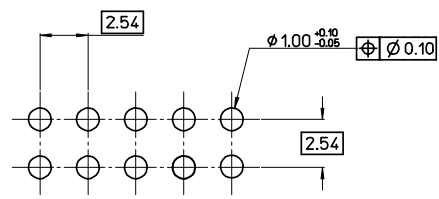
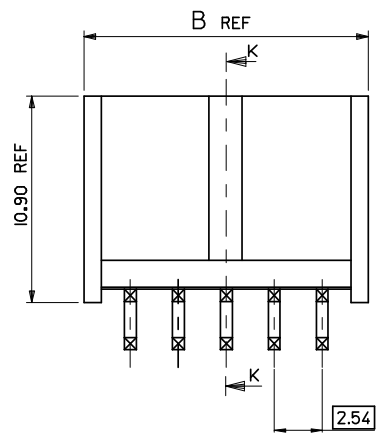
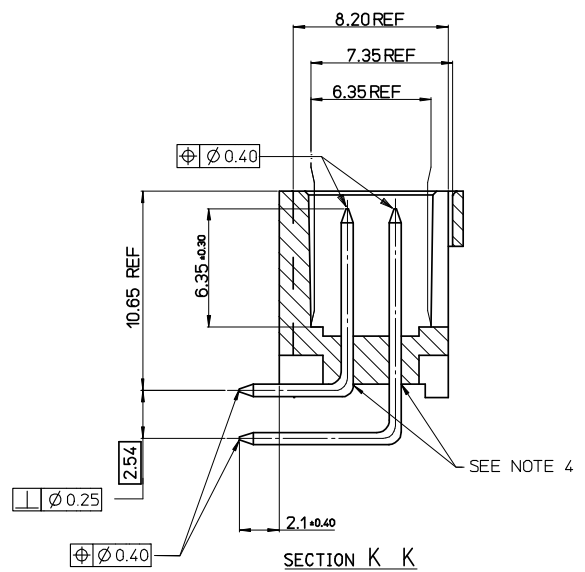


VERSION FULLY LOADED



RECOMENDEC P.C. BOARD HOLE PATTERN



SECTION K K

HSG CKT SIZE	PART NUMBER	DIM A	DIM B
6	91814-3106	5.08	9.96
8	91814-3108	7.62	12.50
10	91814-3110	10.16	15.04
12	91814-3112	12.70	17.58
14	91814-3114	15.24	20.12
16	91814-3116	17.78	22.66
18	91814-3118	20.32	25.20
20	91814-3120	22.86	27.74
22	91814-3122	25.40	30.28
24	91814-3124	27.94	32.82
26	91814-3126	30.48	35.36
28	91814-3128	33.02	37.90
30	91814-3130	35.56	40.44
32	91814-3132	38.10	42.98
34	91814-3134	40.64	45.52
36	91814-3136	43.18	48.06
38	91814-3138	45.72	50.60
40	91814-3140	48.26	53.14
42	91814-3142	50.80	55.68
44	91814-3144	53.34	58.22
46	91814-3146	55.88	60.76
48	91814-3148	58.42	63.30
50	91814-3150	60.96	65.84

NOTES:

- MATERIAL:
PIN: 0.647 REF SQ. BRASS WIRE.
HOUSING: (PCT) 30% GLASS FILLED POLYESTER UL 94 V-0
COLOUR: BLACK
- PLATING:
TIN 3.0µm MIN. OVER NICKEL.
- PIN RETENTION FORCE 20N MIN. IN BOTH DIRECTIONS.
- HOUSING FLASH PERMISSIBLE IN THIS AREA.
- PRODUCT SPECIFICATION: PS-99020-0001
- PCB THICKNESS 1.6MM

MODIFIED PIN DIM ADDED REF. DIMS EC NO: E2008-0144 DRWN:BYRNES 2008/04/10 CHKD: DWALLACE 2008/04/11 APPR: JWALLACE 2008/04/11	QUALITY SYMBOLS	GENERAL TOLERANCES (UNLESS SPECIFIED)	DIMENSION STYLE	SCALE	DESIGN UNITS	THIRD ANGLE PROJECTION															
	$\nabla=0$ $\nabla=0$	<table border="1"> <tr><th colspan="2">mm</th><th>INCH</th></tr> <tr><td>4 PLACES</td><td>± ---</td><td>± ---</td></tr> <tr><td>3 PLACES</td><td>± ---</td><td>± ---</td></tr> <tr><td>2 PLACES</td><td>± 0.15</td><td>± ---</td></tr> <tr><td>1 PLACE</td><td>± 0.25</td><td>± ---</td></tr> </table>	mm		INCH	4 PLACES	± ---	± ---	3 PLACES	± ---	± ---	2 PLACES	± 0.15	± ---	1 PLACE	± 0.25	± ---	MM ONLY	5:1	METRIC	
	mm		INCH																		
	4 PLACES	± ---	± ---																		
3 PLACES	± ---	± ---																			
2 PLACES	± 0.15	± ---																			
1 PLACE	± 0.25	± ---																			
DESCRIPTION	DRAFT WHERE APPLICABLE MUST REMAIN WITHIN DIMENSIONS	DRAWN BY DATE DWASZKIEWICZ 2006/06/15 CHECKED BY DATE J DENNEHY 2006/09/29 APPROVED BY DATE J DENNEHY 2006/09/29	TITLE C-GRID III DUAL ROW R/A PIN SHROUDED HEADER ROHS COMPATIBLE																		
REV			MATERIAL NO. SEE CHART SIZE A2	DOCUMENT NO. SD-91814-001	MOLEX INCORPORATED 																