

4

3

2

1

THIS DRAWING IS UNPUBLISHED.

RELEASED FOR PUBLICATION

ALL RIGHTS RESERVED.

© COPYRIGHT - By -

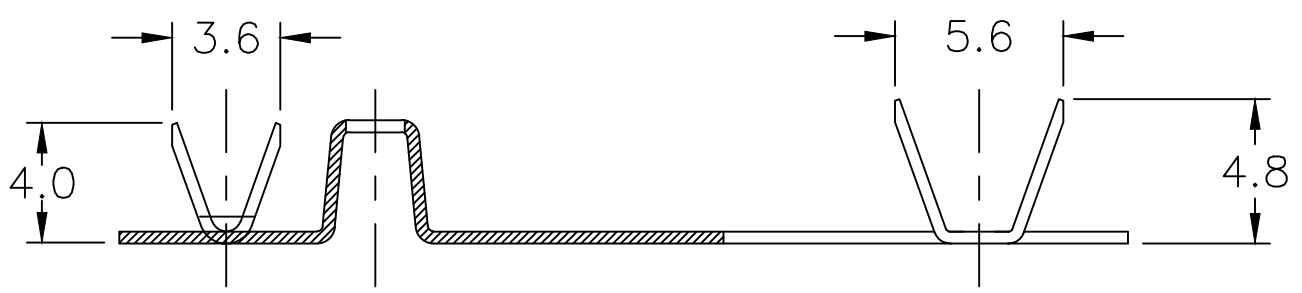
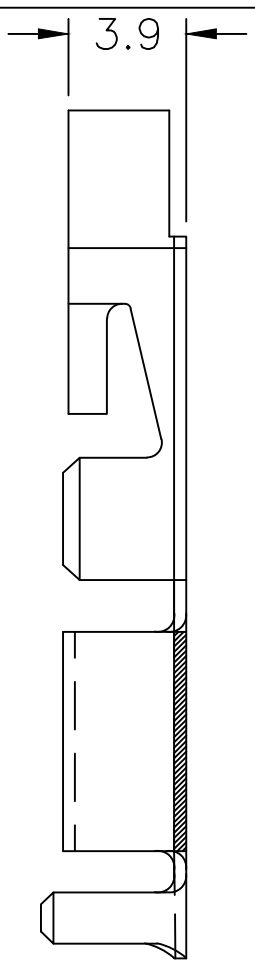
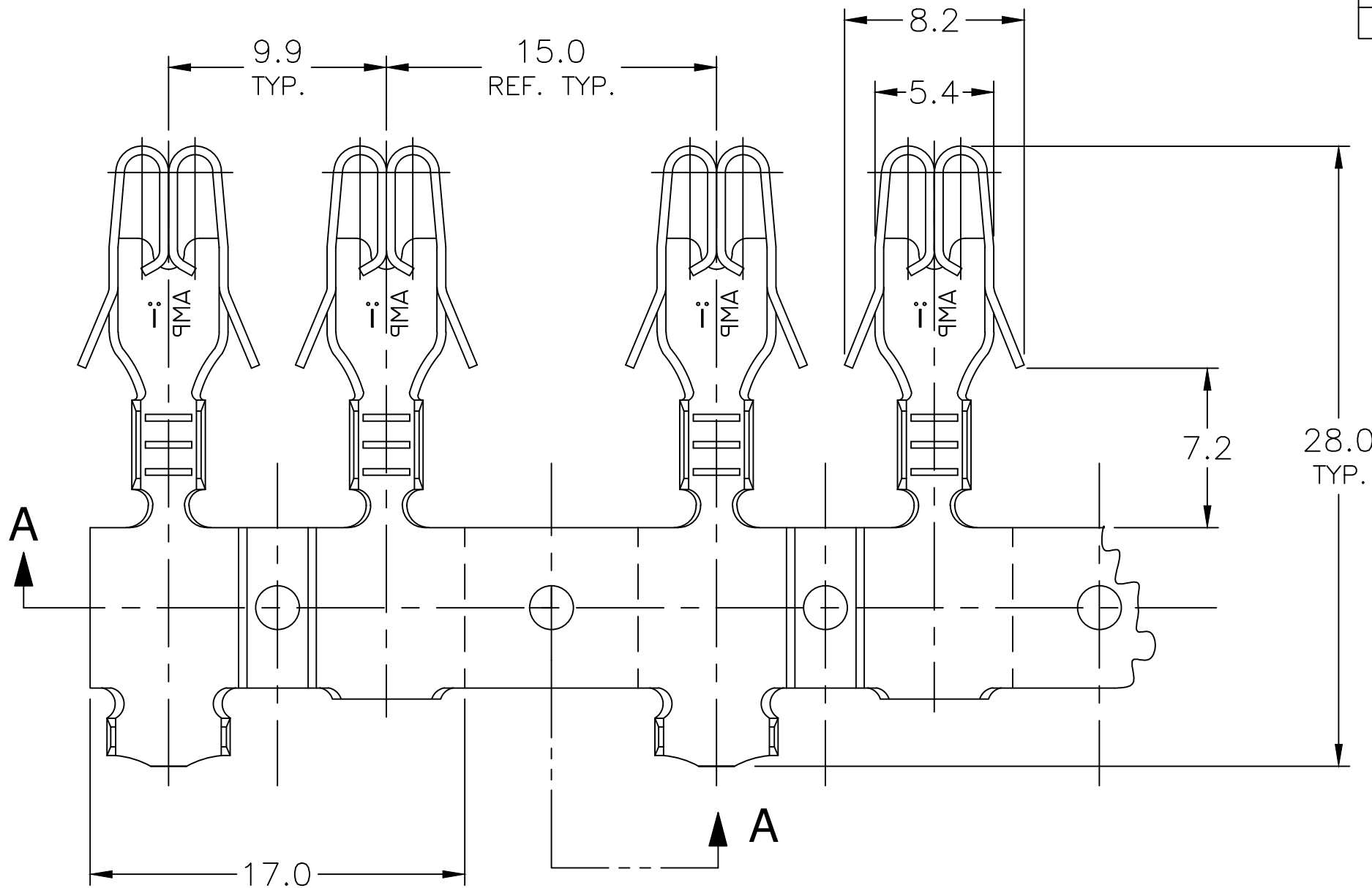
CAD AutoCAD
DO NOT REVISE EXCEPT BY CAD

LOC AP

DIST -

REVISIONS

P	LTR LT	DESCRIPTION DESRIGCO	DATE DATA	DWN DES	APVD APR
	A1	REVISED DRAWING	29SEP2014	NCL	DAO



SECTION - A A

INSUL. DIA. RANGE	3,0-4,3mm
WIRE RANGE	1,0-2,5mm ²

THIS DRAWING IS A CONTROLLED DOCUMENT.	
DIMENSIONS: DIMENSÕES mm	TOLERANCES UNLESS OTHERWISE SPECIFIED: TOLERANCIA NÃO ESPECIFICADAS
0 PLC/DEC ± -	1 PLC/DEC ± 0,5
2 PLC/DEC ± -	3 PLC/DEC ± -
4 PLC/DEC ± -	ANGLES/ANGULARES ± 1°
MATERIAL SEE TABLE	FINISH ACABAMENTO SEE TABLE

PRÉ ESTANHADO / PRE TIN	LATÃO / BRASS	493693-1
FINISH	MATERIAL	PART NUMBER
DWN/DES A.PERUSSI 28JUN99		STE TE Connectivity
CHK/CH P.L.FARIA 28JUL99		
APVD/APR F. ALEXANDRONI 28JUL99		NAME DESRIGCO
PRODUCT SPEC		FUSE CONTACT (BUS BAR)
APPLICATION SPEC		SIZE
WEIGHT -		CAGE CODE
CUSTOMER DRAWING/DESENHO DE CLIENTE		DRAWING NO DESENHO NO
SCALE ESCALA 4:1		RESTRICTED TO
SHEET FOLHA 1 DE 1		REV A1