



# GU2 SERIES SINGLE LED MODULE



## FEATURES / BENEFITS

- ▲ Onboard drive accepts low voltage input
- ▲ Long life, up to 60,000 hours
- ▲ Low 1.5 watt power consumption
- ▲ Low profile - ADA compliant
- ▲ Optional niche mounting box available for direct burial in concrete or ground
- ▲ Uses the latest LUXEON® Rebel LED technology
- ▲ ETL listed to UL2108 standards for dry, damp or wet locations
- ▲ IP67 rated for interior or exterior use
- ▲ 40 lumen output for white. Consult factory for additional options

## APPLICATIONS

Ideal for any difficult to maintain location low level pathway systems, architectural accent, staircases, decks, kitchens, etc. Easily mounts to wood, tile, stone, glass, stainless steel, etc

## MATERIALS/FINISH

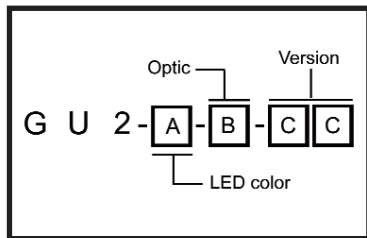
- ▲ Anodized aluminum base and “snap-on” top cover
- ▲ PMMA lens
- ▲ PTFE Lead Wires 20” (508mm) long, 20 AWG

## OPERATING CONDITIONS

- ▲ Runs off 8-24 VDC or 10-14 VAC
- ▲ Current draw = 0.128A@ 12 VDC, 1.5 watts
- ▲ Multiple modules can be connected in parallel for longer runs off a single supply.
- ▲ Ambient Temperature limits -30°C to +55°C (-22°F to +131°F)

## ORDERING INFORMATION

Guida 2 Base



LED Color (A)	Optical Pattern (B)	Version (CC)
<b>C</b> = Cool White 5300K / *40 lumen min	<b>D</b> = Diffused	<b>“Blank”</b> = European Market Version
<b>N</b> = Neutral White 4000K / *40 lumen min	<b>S</b> = Spot	
<b>W</b> = Warm White 3050K / *40 lumen min		
<b>R</b> = Red		<b>US</b> = North America Version
<b>G</b> = Green		
<b>B</b> = Blue		
<b>A</b> = Amber		

Base & cover purchased separately

Guida 2 Covers

Series - Cover Type
<b>GU - Dome</b>
<b>GU - Flush</b>
<b>GU - Eyelid</b>

Mounting Box

<b>GU-MBX</b> = Euro version
<b>GU-MBX-US</b> = US version

\* LED flux data is manufacturers test data @ 25°C T<sub>j</sub>. Light output at max acceptable ambient temp will be approximately 25-30% lower, depending on thermal conductivity of mounting surface and lens type.

Dialight Lumidrives

York House • Weatherby Road • Long Marston, York, YO26 7NH  
Tel: 0845 6346161 • Fax: 0845 6346160 • www.dialight.com

**PRIVATE LABEL  
OEM PROGRAM**

Dialight Corporation

1501 Route 34 South • Farmingdale, NJ 07727 USA

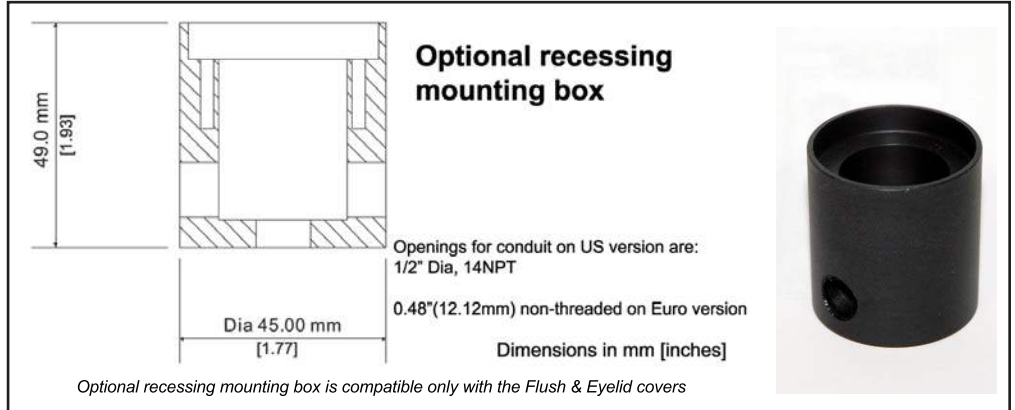
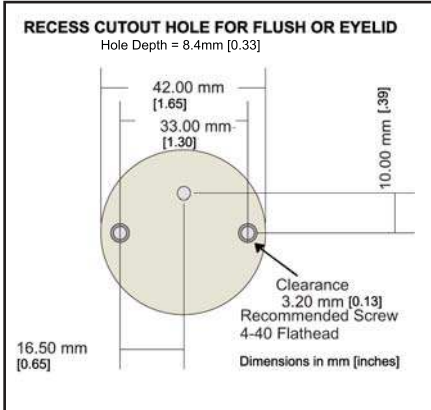
Tel: (1) 732-919-3119 • Fax: (1) 732-751-5778 • www.dialight.com



MDEXLUMGU2\_B

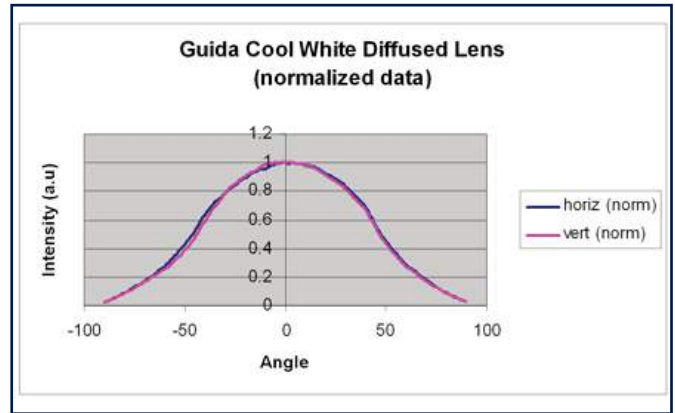
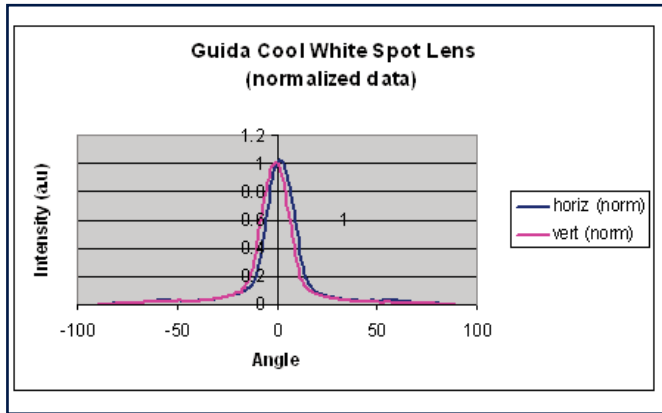
# MOUNTING INFORMATION

Mounting box for physical setting & stability. It is not waterproof, make connections with waterproof wire nuts.



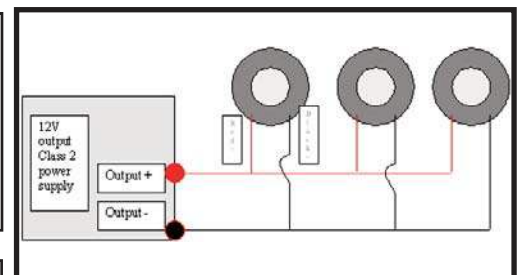
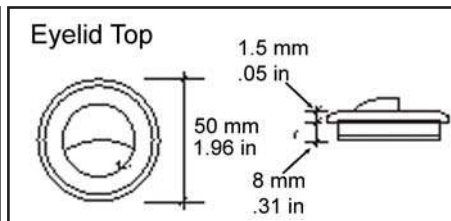
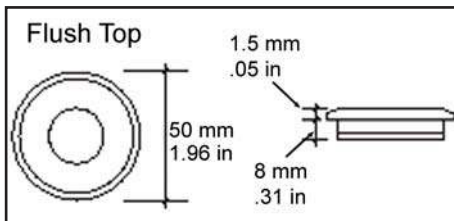
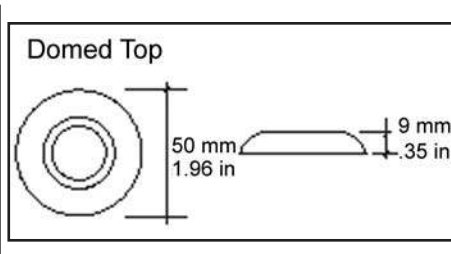
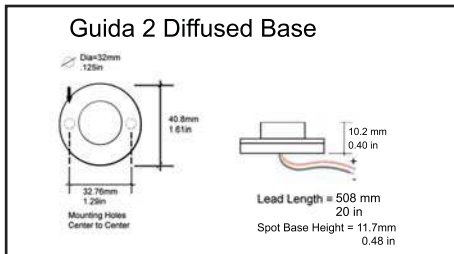
# PHOTOMETRIC DATA

IES files available upon request



# MECHANICAL DIMENSIONS

# WIRING DIAGRAM



Dialight reserves the right to make changes at any time in order to supply the best product possible.

Eyelid top not compatible with spot base optic

# PRIVATE LABEL OEM PROGRAM

## Dialight Lumidrives

York House • Weatherby Road • Long Marston, York, YO26 7NH  
Tel: 0845 6346161 • Fax: 0845 6346160 • www.dialight.com

## Dialight Corporation

1501 Route 34 South • Farmingdale, NJ 07727 USA  
Tel: (1) 732-919-3119 • Fax: (1) 732-751-5778 • www.dialight.com



MDEXLUMGU2\_B