

Splash Proof SmartSwitch Overlay

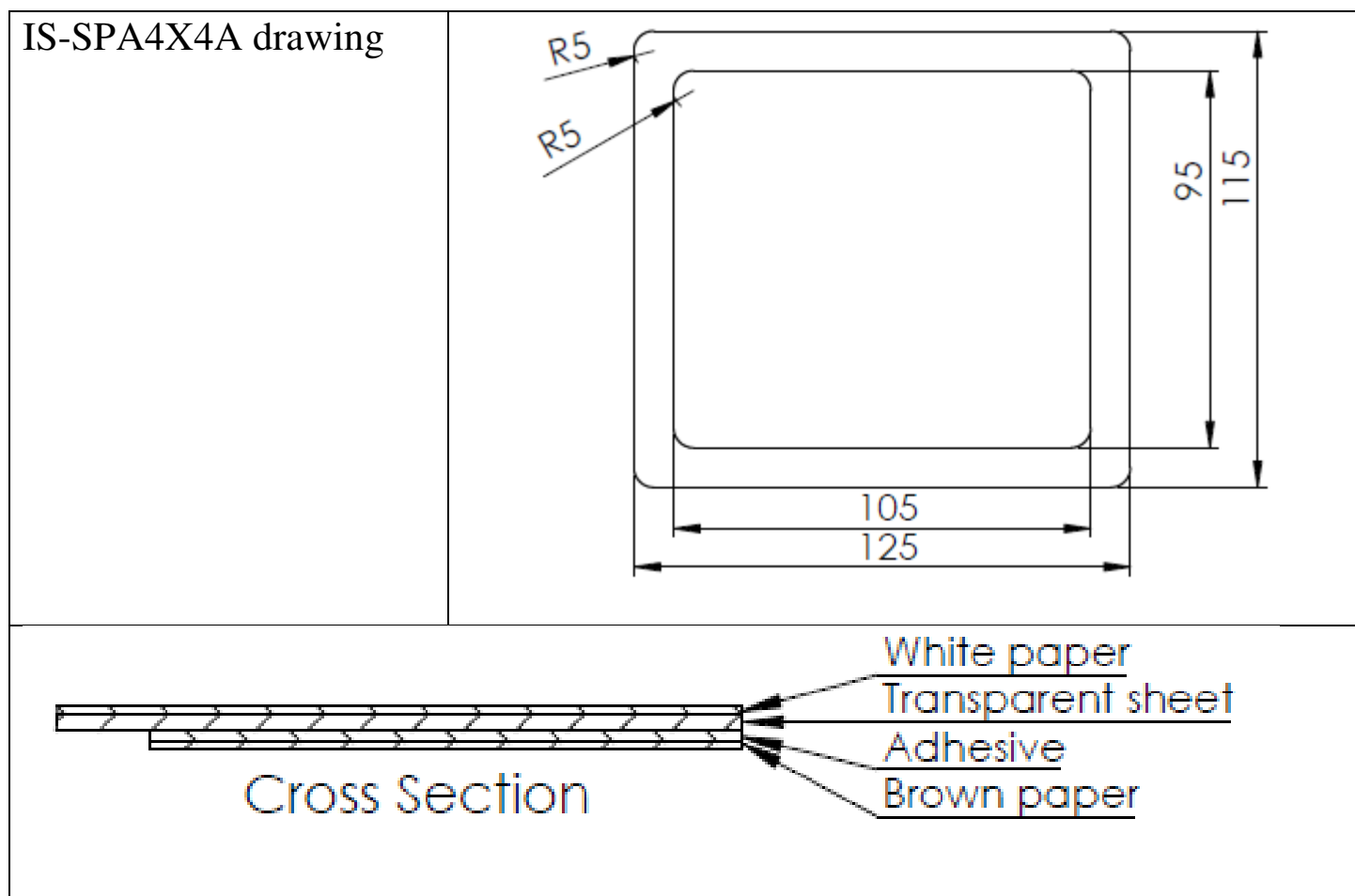


The SmartSwitch Overlay is a 0.3 mm thick sheet of non-yellowing, 90%-transmissive Polyurethane with a water resistant, 10mm wide perimeter of adhesive. Installing an overlay over the switches' cutout opening is sufficient to make the cutout splash proof. To achieve a higher IP65 rating a supporting bezel should be used to reinforce the adhesive tape. The adhesive does not leave a residue when the Overlay is removed or replaced making it ideal for use in a splash prone environment.

This product comes in a package of two individual overlays.

Please contact factory for custom sizes or attributes.

Part number	Number of Switches		Dimensions (mm)	
	Row	Column	Width	Height
IS-SPA4X4A	4	4	125	115
IS-SPA2X2A	2	2	80	74
IS-SPA1X2A	1	2	80	53
IS-SPA1X1A	1	1	55	53



Instructions:

The top of switches should be flush with panel. Clean off the panel first. Peel off the white paper. Peel off the brown paper. Keeping as flat as possible, gently place the adhesive side to the panel at desired location. Smooth down any wrinkles. Splash proof is achievable with proper installation. IP65 is possible with an additional bezel.

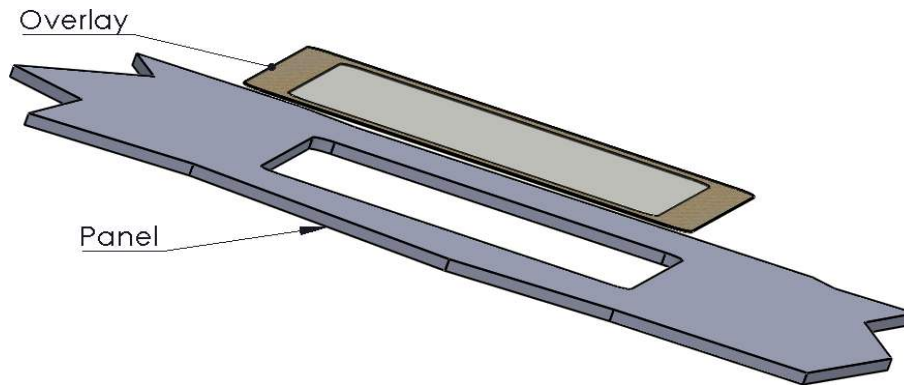
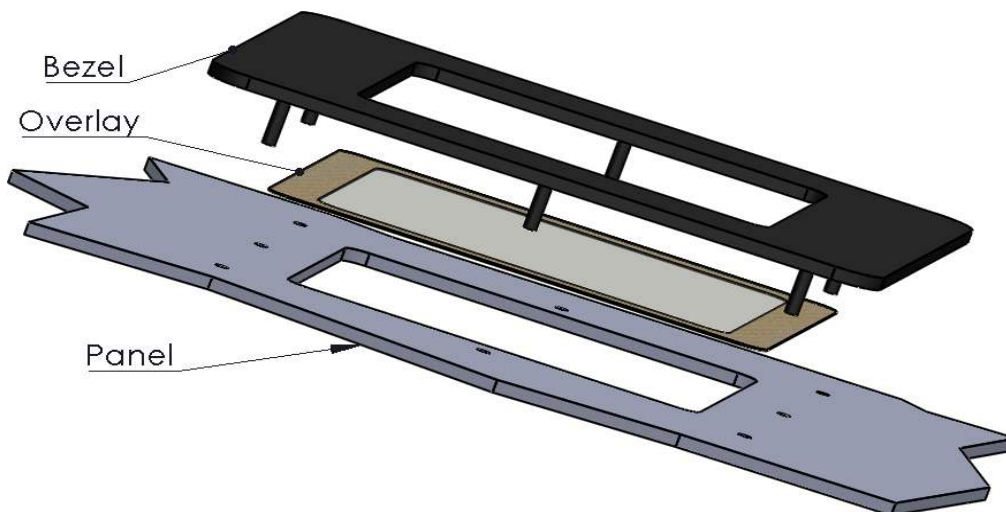
Overlay on Panel**Overlay with Bezel**

Photo of Overlay with switches and bezel



Disclaimer:

.....The SmartSwitch Overlay should be tested in the environment in which it is to be used.....

Please contact factory for custom sizes or attributes.