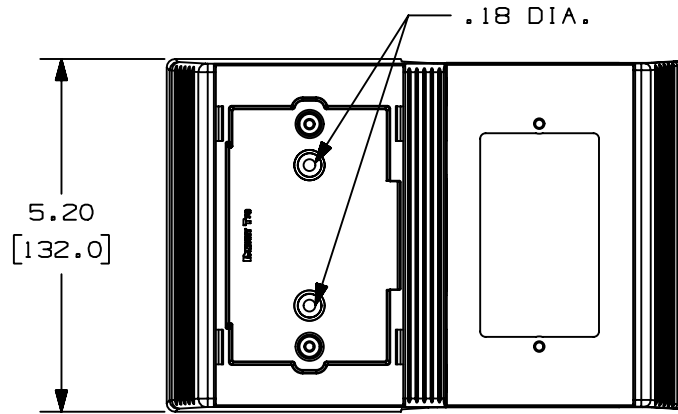


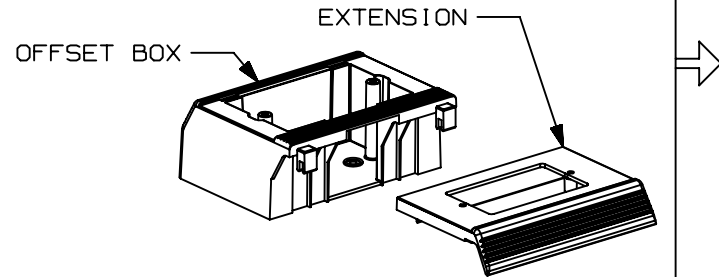
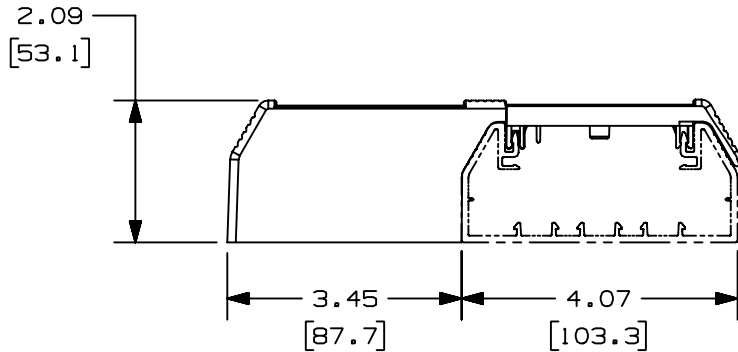
THIS COPY IS PROVIDED ON A RESTRICTED BASIS AND IS NOT TO BE USED IN ANY WAY DETRIMENTAL TO THE INTERESTS OF PANDUIT CORP.



PANDUIT P/N	WEIGHT
T70WC	4.03 LB/10 PCS (1830 g/10 PCS)

NOTES:

1. SEE CURRENT CATALOG FOR ADDITIONAL PART SUFFIXES TO INDICATE COLOR AND OR PACKAGE QUANTITY.
2. ACCEPTS PANDUIT SCREW-ON TYPE FACEPLATES.
3. DIMENSIONS IN PARENTHESIS ARE IN METRIC.



CAD FILENAME/LAYERS D36022DA\_DC\_T70WC\_02.PRT

**PANDUIT** CORP. TINLEY PARK, ILLINOIS  
 T70 WORKSTATION OUTLET CENTER  
 FOR SCREW-ON FACEPLATES (T70WC)  
 CUSTOMER DRAWING

UNLESS OTHERWISE SPECIFIED,  
 DIMENSIONAL TOLERANCES ARE:  
 (.X) ± (.XXX) ±  
 (.XX) ±.03 (.8) ANGLES ±

UNLESS OTHERWISE SPECIFIED,  
 ALL DIMENSIONS ARE GIVEN  
 IN INCHES, THIRD ANGLE PROJECTION.

REV	DATE	BY	CHK	DESCRIPTION	ECN	CHK	CUST	SUP
2	03-17-04	JHEP	RGRO	B. REVISED TITLE DESCRIPTION	36022-25	RGRO	RGRO	
1	03-17-98	DW	HIW	A. MATERIAL WAS ABS/PC.	36022-25	HIW	HIW	
R	04-17-98	DW	HIW	RELEASED TO PRODUCTION	36022-25	HIW	HIW	

DRAWN BY  
DW  
 DATE  
04-17-98  
 CHECKED BY  
HIW

MAT'L:  
PVC

SCALE NONE

DRAWING NO. 36022-25

DWG  
A  
 SIZE