

1658527-5 ✓ ACTIVE




AMP-LATCH

TE Internal #: 1658527-5

Ribbon Cable Connectors, Wire-to-Board, 14 Position, 2.54 mm [.1 in] Centerline, 2 Row, Receptacle, Polarization Mating Alignment Type, Wire & Cable

[View on TE.com >](#)

Connectors > PCB Connectors > Wire-to-Board Connectors > FFC, FPC & Ribbon Connectors > Ribbon Cable Connectors



Connector System: **Wire-to-Board**

Number of Positions: **14**

Centerline (Pitch): **2.54 mm [.1 in]**

Row-to-Row Spacing: **2.54 mm [.1 in]**

Number of Rows: **2**

Features

Product Type Features

Connector Product Type	Connector Assembly
Connector System	Wire-to-Board
Connector & Housing Type	Receptacle
Connector & Contact Terminates To	Wire & Cable

Configuration Features

Number of Positions	14
Number of Rows	2

Body Features

Primary Product Color	Blue
-----------------------	------

Contact Features

Mating Square Post Dimension	.64 mm[.025 in]
Wire Contact Termination Area Plating Thickness	.127 μ m[5 μ in]
Wire Contact Termination Area Plating Material	Gold Flash
	30 μ in



Contact Mating Area Plating Material	Gold
--------------------------------------	------

Contact Current Rating (Max)	1 A
------------------------------	-----

Termination Features

Termination Method to Wire & Cable	Insulation Displacement (IDC)
------------------------------------	-------------------------------

Mechanical Attachment

Mating Alignment Type	Polarization
-----------------------	--------------

Mating Retention	Without
------------------	---------

Connector Mounting Type	Cable Mount (Free-Hanging)
-------------------------	----------------------------

Housing Features

Centerline (Pitch)	2.54 mm [.1 in]
--------------------	-----------------

Dimensions

Row-to-Row Spacing	2.54 mm [.1 in]
--------------------	-----------------

Usage Conditions

Operating Temperature Range	-55 – 125 °C [-67 – 257 °F]
-----------------------------	-----------------------------

Operation/Application

Circuit Application	Signal
---------------------	--------

Product Compliance

[For compliance documentation, visit the product page on TE.com>](#)

EU RoHS Directive 2011/65/EU	Compliant
------------------------------	-----------

EU ELV Directive 2000/53/EC	Compliant
-----------------------------	-----------

China RoHS 2 Directive MIIT Order No 32, 2016	No Restricted Materials Above Threshold
-----------------------------------------------	-----------------------------------------

EU REACH Regulation (EC) No. 1907/2006	Current ECHA Candidate List: JUNE 2023 (235) Candidate List Declared Against: JUNE 2023 (235) Does not contain REACH SVHC
----------------------------------------	---------------------------------------------------------------------------------------------------------------------------------

Halogen Content	Not Low Halogen - contains Br or Cl > 900 ppm.
-----------------	------------------------------------------------

Solder Process Capability	Not applicable for solder process capability
---------------------------	----------------------------------------------

Product Compliance Disclaimer

This information is provided based on reasonable inquiry of our suppliers and represents our current actual knowledge based on the information they provided. This information is subject to change. The part numbers that TE has identified as EU RoHS compliant have a maximum concentration of 0.1% by weight in homogenous materials for lead, hexavalent chromium, mercury, PBB, PBDE, DBP, BBP, DEHP, DIBP, and 0.01% for cadmium, or qualify for an exemption to these

limits as defined in the Annexes of Directive 2011/65/EU (RoHS2). Finished electrical and electronic equipment products will be CE marked as required by Directive 2011/65/EU. Components may not be CE marked. Additionally, the part numbers that TE has identified as EU ELV compliant have a maximum concentration of 0.1% by weight in homogenous materials for lead, hexavalent chromium, and mercury, and 0.01% for cadmium, or qualify for an exemption to these limits as defined in the Annexes of Directive 2000/53/EC (ELV). Regarding the REACH Regulation, the information TE provides on SVHC in articles for this part number is based on the latest European Chemicals Agency (ECHA) 'Guidance on requirements for substances in articles' posted at this URL: <https://echa.europa.eu/guidance-documents/guidance-on-reach>

Compatible Parts



TE Part # CAT-AM74-UN384H
AMP-LATCH UNIVERSAL HEADERS



TE Part # 5088450-3
PULL LOOP, CUT LENGTH .64 IN



TE Part # 104128-2
014 LOPRO HDR SP 30DP LATCH



TE Part # 1761606-5
IDC LOW PRO HDR 14P VERT LG LA



TE Part # 2-1761603-5
IDC LOW PRO HDR 14P VERT BLUE



TE Part # 5103309-2
A/L LOW PRO HDR 14P VERT BLACK



TE Part # 2-1761609-5
IDC LOW PRO HDR 14P RA SHT LAT BLUE



TE Part # 5103310-2
A/L LOW PRO HDR 14P RA BLACK



TE Part # 1761607-5
IDC LOW PRO HDR 14P RA LG LAT BLK



TE Part # 1-111446-5
14 UNIV I/O, NO EARS, LEAD FREE



TE Part # 2-1761606-5
IDC LOW PRO HDR 14P VERT LG LA



TE Part # 5103308-2
A/L LOW PRO HDR 14P VERT BLACK



TE Part # 2-1761607-5
IDC LOW PRO HDR 14P RA LG LAT



TE Part # 1761608-5
IDC LOW PRO HDR 14P VERT SHT L



TE Part # 2-1761608-5
IDC LOW PRO HDR 14P VERT SHT L



TE Part # 1761609-5
IDC LOW PRO HDR 14P RA SHT LAT



TE Part # 5103311-2
A/L LOW PRO HDR 14P RA BLACK



TE Part # 5104338-2
A/L LOW PRO HDR 14P VERT HT



TE Part # 1-111492-6
014 UNIV I/O 30DP NO EARS LTCH

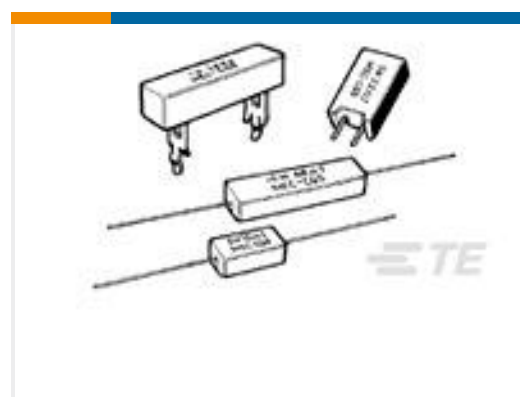


TE Part # 1-111504-5
014 UNIV I/O 30DP NO EARS LTCH


Customers Also Bought



TE Part #1-292250-2
CT P/HDR BOX H ASSY 12P W/KINK



TE Part #1623795-2
SQP10 10R 5% WIRE



TE Part #5103310-1
A/L LOW PRO HDR 10P RA BLACK



TE Part #5-146278-2
02 MODII HDR SRST B/A .100CL



TE Part #1-640445-3
13P MTA156 HDR ASSY FL/STR SN



TE Part #4-794627-0
10P MICRO MNL ASSY, RA, SMT, L



TE Part #556882-4
RCPT ASY,R/A,AMPINRGY WTB,4POS



TE Part #1761681-5
IDC LOW PRO HDR 14P VERT HT
BLACK



TE Part #1-1623773-0
C10 15R 5% (LOOSE)



TE Part #2-1658527-3
622-2030LF=FSKT IDC S 20 30AU

Documents

Product Drawings

[622-1430LF FEM SOCKT,LEAD FREE](#)

English

CAD Files

[3D PDF](#)

[3D](#)

[Customer View Model](#)

[ENG_CVM_CVM_1658527-5_C.2d_dxf.zip](#)



English

Customer View Model

[ENG_CVM_CVM_1658527-5_C.3d_igs.zip](#)

English

Customer View Model

[ENG_CVM_CVM_1658527-5_C.3d_stp.zip](#)

English

By downloading the CAD file I accept and agree to the [Terms and Conditions](#) of use.

Datasheets & Catalog Pages

[Ribbon Cable Interconnect Solutions](#)

English

Product Environmental Compliance

[MD_1658527-5_050320131035_dmtec](#)

English

[MD_1658527-5_050320131035_dmtec](#)

English

Instruction Sheets

[Instruction Sheet \(U.S.\)](#)

English