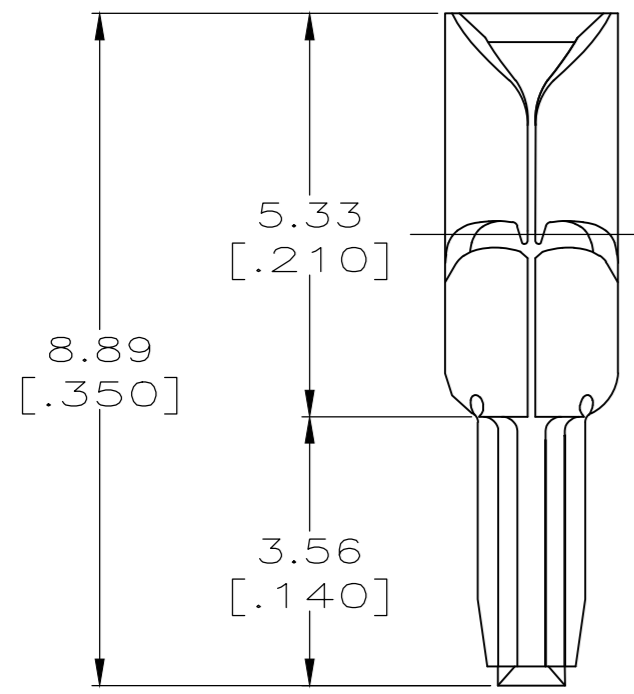
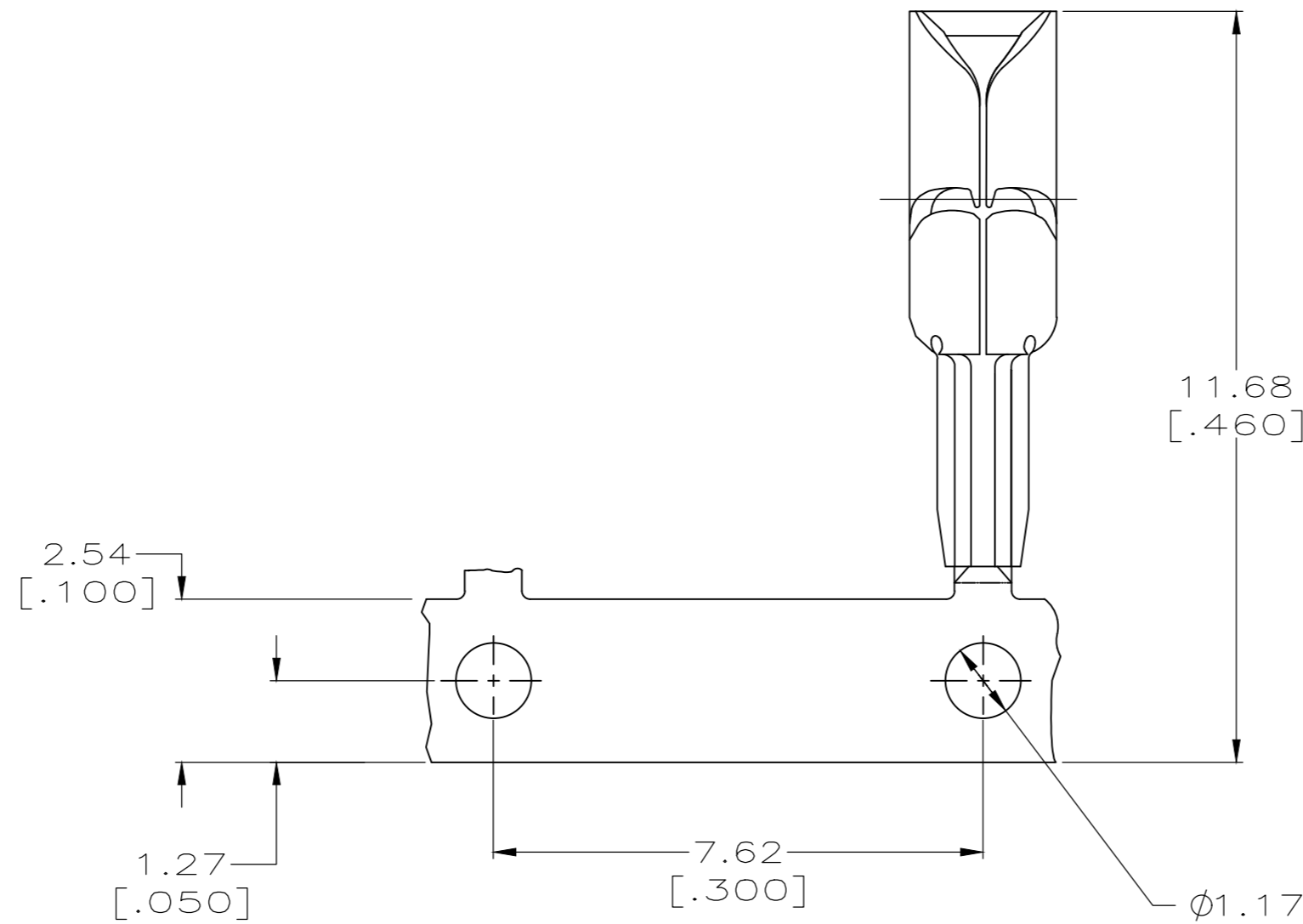


THIS DRAWING IS UNPUBLISHED. RELEASED FOR PUBLICATION
 © COPYRIGHT - TE Connectivity Ltd. ALL RIGHTS RESERVED.

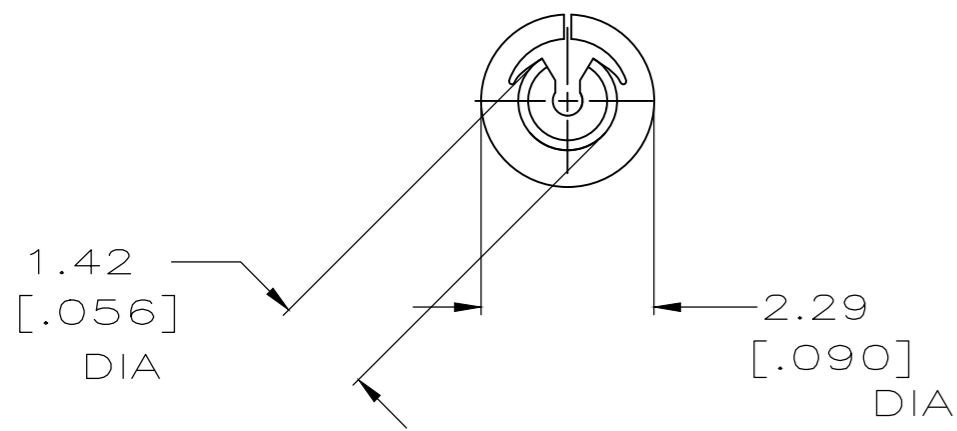
REVISIONS				
P	LTR	DESCRIPTION	DATE	APVD
B3		REV PER ECR-18-011603	3SEPT18	DT TD



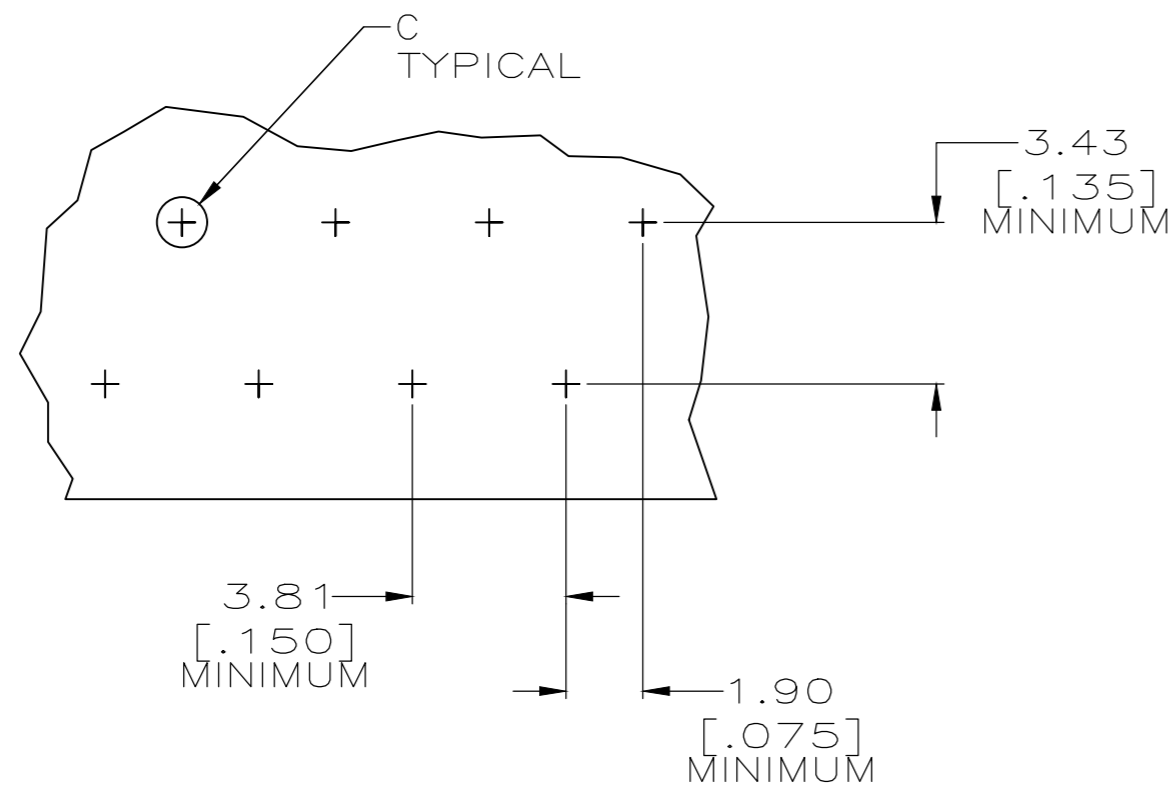
LOOSE PIECE



STRIP MOUNTED



1. ALL DIMENSIONS SHOWN ARE FOR REFERENCE ONLY.
2. FOR USE IN PRINTED CIRCUIT BOARDS 3/64, 1/16 AND 3/32 THICK.
3. WIRE RANGE: 22-28 AWG (SOLID) OR (STRANDED) WIRE. MAXIMUM OUTSIDE DIAMETER 1.34[.053].
4. FURNISHED AS LOOSE PIECE OR STRIP MOUNTED BY SMALL END OF BARREL.
5. TERMINAL SHALL ACCOMMODATE ONE OR TWO WIRES OF THE SAME TYPE AND WITHIN +/- ONE WIRE GAUGE SIZE.
6. STRIPE OF NICKEL SOLDER RESIST INSIDE OF TERMINAL PREVENTS SOLDER WICKING.
7. SELECTIVELY PREPLATED 0.00508 [.000200] MIN MATTE TIN OVER 0.00127 [.000050] MIN MATTE NICKEL.



SUGGESTED PRINTED CIRCUIT BOARD MOUNTING DIMENSIONS
 SCALE 8:1

1.22-1.32 [.048-.052]	1.27-1.37 [.050-.054]	STRIP MOUNTED	1742254-2
		LOOSE PIECE	1742254-1
PUNCHED HOLE	DRILLED HOLE	DESCRIPTION	PART NUMBER
DIMENSION C			

THIS DRAWING IS A CONTROLLED DOCUMENT.		DWN	JR RUTH	12JUL05	TE Connectivity Ltd.
DIMENSIONS: mm		CHK	E HOWARD	12JUL05	
TOLERANCES UNLESS OTHERWISE SPECIFIED:		APVD	E HOWARD	12JUL05	
0 PLC ± - 1 PLC ± - 2 PLC ± - 3 PLC ± - 4 PLC ± - ANGLES ± -		PRODUCT SPEC	NAME		
MATERIAL	PHOS BRONZE	FINISH	-		APPLICATION SPEC - WEIGHT 0.000000 CUSTOMER DRAWING
DIMENSION C 			SIZE	A2	CAGE CODE 00779 DRAWING NO C=1742254 RESTRICTED TO -
SCALE 10:1 SHEET 1 of 1 REV B3					